


Elks Stampede Beavers



**Oct 2024 Volume 22
Inside Issue 7**

Co-Captain Mason Keely scoops and scores six in first half

<i>Schedule</i>	2
<i>Inside the Headset</i>	3
<i>Beavercreek Recap</i>	4
<i>Miamisburg Preview</i>	5-8
<i>Holland Field</i>	9-10
<i>2023 Elks-Vikings Game</i>	11
<i>Hurricane Helene</i>	12
<i>Game Team Stats</i>	13
<i>Offensive Stats & Action</i>	14-15
<i>Defensive Stats & Action</i>	16-17
<i>Kicking Stats</i>	18
<i>Scoring Summary</i>	19
<i>Drive Chart</i>	20
<i>Players of the Week</i>	21
<i>GWOC Standings</i>	22
<i>Road to the Playoffs</i>	23
<i>Ohio Rankings</i>	24-25
<i>2024 Elks Roster</i>	26

Centerville Rumbles With Beavercreek Fumbles, Amid Hurricane-Like Conditions

In a game where mother nature played as much a role as the players on the field, the Centerville Elks surged past the Beavercreek Beavers, winning 48-13 under hurricane-like rain and winds in a GWOC conference clash.

The Centerville Elks, led by head coach Brent Ullery, came out determined, despite the torrential downpour that turned the gridiron into a slippery battlefield. Junior running back Parker Johnson ignited the Elks' offense on the opening drive with a 42-yard run, setting the tone for the rest of the evening. He later capped the drive with a 1-yard touchdown run at the 6:48 mark of the first quarter, giving the Elks an early lead.

Beavercreek fought back behind quarterback Jack Minnick, who kept the ball on an 18-yard run, diving into the endzone to tie the game with 3:04 remaining in the first quarter. But that would be one of the few bright spots for the Beavers on this stormy night.

The Elks' junior quarterback Shane Cole answered back in the second quarter with a 34-yard touchdown run, putting Centerville ahead for good. From there, Johnson took over, scoring two more rushing touchdowns, including a 2-yard and 3-yard effort, amassing 119 rushing yards on 11 carries.

Defensively, the Centerville Black Shirts dominated, with senior defensive end Mason Keely recovering a fumble and returning it for a touchdown. Juniors Lucas Mullinger, and Brady Seeley added to the relentless pressure, forcing Beavercreek into multiple turnovers, including six fumbles, four of which they lost.

Despite a 64-yard touchdown from Beavercreek's Dana Johnson-Dennis in the final quarter, the Beavers struggled to generate any offensive rhythm, finishing with just 114 total yards.

With this victory, Centerville improves their GWOC standings, continuing a historic Elk dominated rivalry that began in 1948 with a 0-0 tie. This time, the Elks left no doubt, trouncing the Beavers 48-13, showcasing their dominance even in the worst of weather conditions.

Elk's Football Schedule

TEAM	OPPONENT	DATE	TIME	LOCATION
Varsity	Miamisburg	Friday 10-04	7:00 PM	Harmon Field
Junior Varsity	Miamisburg	Saturday 10-05	10:00 AM	Centerville Stadium
Freshmen	Miamisburg	Saturday 10-05	12:00 PM	Centerville Stadium
7th Grade	Springboro	Wednesday 10-09	5:30 PM	Care Flight Field
8th Grade	Springboro	Wednesday 10-09	6:30 PM	Care Flight Field



Week 6 Results

TEAM	OPPONENT	DATE	ELKS	OPPONENT
Varsity	Beavercreek	09/27/24	48	13
Junior Varsity	Beavercreek	09/28/24	34	0
Freshmen	Beavercreek	09/28/24	28	6
7th Grade	Northmont	10/01/24	13	33
8th Grade	Northmont	10/01/24	22	25

Inside the Headset



Coach Ullery shakes hands with Coach Smitherman, Beaver Creek Head Coach

Coach, the weather conditions were challenging with that hurricane rain and wind. How did the team adjust to those conditions, and what was the key to maintaining control of the game?

The team really seemed to rise to the challenge. We started with a walk-thru, on the field, in the pouring rain. We sent the message immediately that we don't care. We have a job to do and we have to do our job. We control our reaction to a situation and we don't let a situation control us. The players and coaches really seemed to buy-in to that concept and it showed. The way we warmed up and the intentionality of getting ready for the game. It was all there. The weather was not going to affect us negatively and, for the most part, it did not.

The conditions on Friday really emphasized the ground game. How do you feel your offense and defense performed in such difficult weather, and did you prepare for the storm?

Both sides of the ball stepped up. Even special teams really stepped up. Yes, it was very difficult to pass, but both teams had to play in that weather. All sides of the ball have been preparing all season for games like that. The defense played a physical football game and did a great job of controlling the line of scrimmage. The offensive line and tight ends did an awesome job of doing the same on offense. When came time for guys like safeties, corners, and offensive backs to make plays, they all stepped up and did their part as well. It was great to see everyone out there playing hard, physical, and for each other.

Miamisburg appears to be down this season, how do you motivate the team to remain focused, and on task, when facing a struggling opponent?

Miamisburg does not seem down to those inside our program. In fact, we are intentional about not taking anyone lightly, regardless of their record. Our practices have been intense and our players are doing a great job of preparing. I know I've said this many times, but it's the message that we believe in. We compete against ourselves and our goal is to be better today than we were yesterday. It doesn't matter who we are playing. That never changes. We play against a nameless and faceless opponent.

You have invited the freshmen football players to join the varsity for an hour of practice twice a week. What are the overall benefits?

It's great to have our freshman with us. We have done this in the past and had great results. It's beneficial for those kids to see the older players and how they do things. They see that the game is simply a byproduct of how you prepare. The freshman are able to get a taste of the intensity, schedule, and coaching that happens at the varsity level. I think, at first, it's eye-opening for some of them, but they acclimate quick. So far they have done a good job and it serves as a great bridge between freshman football and varsity football the following year.

Has the GWOC ever considered recognizing an All-Academic team?

Not to my knowledge, but they do recognize the scholar athletes at the end of each year. However, the state does recognize an All-Academic team, and our team has won those honors, at the state level, for the past three seasons. We are a program that stresses that we must take care of business in the classroom before we take care of business on the field, and our players really buy-in to that. They compete hard on the field because they compete hard everywhere else, including the classroom. They hold each other accountable on the field because they hold each other accountable everywhere else, including the classroom. That level of competition is what makes Centerville special. Our kids flat-out compete. Everywhere. All the time.

PREPS POSTGAME

SATURDAY, SEPTEMBER 28, 2024 |

Fairmont, Centerville, Wayne pick up GWOC wins; Troy tops Piqua; Xenia moves to 6-0

By Travis Erickson
Staff Writer

Logan Doty led Fairmont to a 34-0 win over Miamisburg on a rainy Friday night.

Doty finished with 163 rushing yards and four touchdowns, highlighted by a 58-yard first-quarter TD run.

Brock Baker tacked on a rushing score and Fairmont piled up 333 yards of offense, all on the ground.

Skyler Slifer led the defensive effort with six tackles, including two for loss. Kolby Wallace tallied five tackles.

The win bumped Fairmont to 4-2 overall and 2-1 in the Greater Western Ohio Conference. Miamisburg dropped to 1-5 and 0-3.

OTHER GAMES

Centerville 48, Beaver Creek 13: Parker Johnson ran for three touchdowns and Shane Cole tossed two TDs and ran for another for Centerville, which scored 41 points in the second quarter. Mason Keeley highlighted the Centerville defensive effort with a scoop and score.

Wayne 30, Northmont 14: Tyrell Lewis connected on a pair of touchdown throws to Jamier Averette-Brown to lead Wayne. Isaiah Thompson added 137 rushing yards with a TD and Aden Vaughn returned a punt 80 yards for a score. Chris Pryor tallied a pair of rushing touchdowns for Northmont.



Ryan Swanson runs a reverse in the 1st quarter

Miamisburg Preview



2024 Snapshot: Miamisburg

By Greg Shoemaker

Updated: July 31, 2024



MIAMISBURG RB KEITH HENRY (PHOTO COURTESY OF: SCOUTINGOHIO.COM)



Miamisburg DB Colin Shannon (photo courtesy of: ScoutingOhio.com)

A move down to Division II, Region 8 from Division I, Region 2 gives Miamisburg a real shot at bringing home the school's first ever regional title. The Vikings are equipped to hang with the best teams in Region 8. How this team handles being the hunted instead of the hunter will be one of the top stories to follow come November.

"Even though we graduated a strong senior class, we had a number of underclass players who contributed in 2023, who are returning for 2024. Our strength and speed continues to improve throughout the program. Strong freshmen and sophomore classes will help add depth," head coach Lance Schneider states.

Schneider knows that his Vikings can't get too far ahead of themselves and the hype that surrounds his team. They must take things one step at a time. "We will need to replace three offensive line starters. Among them are four-year starter and all-state player, Abel Ngoh, who heads to Kent State on a wrestling scholarship. We will also be replacing quarterback, Preston Barr, who was the 2023 GWOC Offensive Player of the Year, and defensive end Peyton Hoskins, who led the GWOC in sacks."

Miamisburg hasn't had back-to-back winning seasons since stringing together five in a row from 2012 to 2016. Look for the Vikings to end that streak and do some damage once the playoffs start.



MIAMISBURG HIGH SCHOOL

Miamisburg Preview

Division II, Region 8

2023 RECORD: 8-4, 4-3 GWOC

COACH: Lance Schneider (23-28 at Miamisburg, five years; 130-91 overall, 21 years)

HONOR ROLL

Keith Henry, Sr, RB – A hard-nosed, tough-as-nails runner that coach Schneider loves to get the ball into his hands. Henry ran for 484 yards, had 34 receptions for 463 yards and found the end zone six times (four rush, two rec) to earn Second Team All-GWOC honors as a junior.

Colin Shannon, Sr, DB – In his first year as a starter Shannon emerged as one of the league's top defensive backs as a junior. He was named Honorable Mention All-GWOC after recording 51 total tackles, three tackles for losses, five pass breakups and a fumble recovery. Shannon has picked up an offers from Defiance and Adrian College.

OTHER RETURNEES

Marshon Gregory-Bey, Sr, DE – Has really filled out this offseason and gained much notice on the camp circuit. This should be a breakout campaign for Gregory-Bey as a pass rusher. He had 17 total tackles as a junior. The 6-foot-4, 230-pound defensive end has picked up offers from Akron, BGSU, Eastern Kentucky, Kent State and Miami (OH).



Miamisburg DE Marshon Gregory-Bey (photo courtesy of: ScoutingOhio.com)



Miamisburg OL Sam Keilholz (photo courtesy of: ScoutingOhio.com)



MIAMISBURG HIGH SCHOOL



2024 Miamisburg Roster



1	Thomas, Tamir	49	Mulligan, Camron	11	DB
2	Bettendorf, Tytus	50	Poore, Liam	11	OL
3	Hunter, Tymarion	51	Alspaugh, Austin	11	OL
4	Shahan, Wyatt	52	Stewart, Andre	11	DL
6	Carpenter, Brayden	53	Sumpter, Stryker	11	OL
7	Weidle, Landon	54	Epps, Kylan	9	OL
8	Anderson, Darrien	55	Hortman, Peyton	10	OL
9	Stafford, Liam	57	McCormick, Connor	10	OL
10	Schneider, Henry	59	Robertson, Adrian	10	OL
11	Sewell, Kevin	62	Rickard, Hayden	10	OL
12	Leonard, Angelo	64	Atkinson, Mason	10	OL
13	Shannon, Colin	65	Swanson, Cruz	10	LB
14	Roberts, Landen	68	Hawkins, Troy	11	OL
15	Hammond, Reece	72	Cathcart, Nathan	10	OL
16	Palmer, Bryan	73	Faber, Cameron	11	OL
17	Warner, Ethan	75	Cook, J.J.	10	OL
18	Lemons, Colton	77	Keilholz, Sam	12	OL
19	Vongsy, Tanner	78	Richardson, Lee	10	OL
20	Miser, Kale	79	Stanze, Evan	10	OL
21	Derr, Hunter	80	Sims, Elijah	12	WR
22	Ennis, Nolan	81	Queen, David	10	WR
23	McDougald, Mekai	82	Curd, Markus	11	WR
24	Schwieterman, Keeghan	83	Aidam, Noah	10	LB
25	Brodnick, Josh	84	Singh, Gunraj	10	LB
26	Ngoh, Chrys	84	Muvunyi, Grant	10	WR
28	Bean, Jay	85	Vaughn, Bryce	12	TE
29	Henry, Keith	86	Williams, Josh	9	LB
30	Schaller, Kaden	87	Williams, Bradley	9	TE
31	Sails, Stefan	88	Longstreth, Kole	10	WR
32	Kratzer, Noah	89	Korlchuk, Tristan	11	TE
33	Linville, Davis	90	McKinney, Kevin	12	DL
34	Bolden, Tristan	91	Hatfield, Tristen	11	DL
35	Green, Le'zon	92	Lacking, D.J.	11	DL
37	Orth, Caysen	94	Courtney, Blake	10	DL
37	Smith, Jo Jo	95	Shepherd, Devon	11	DL
38	Hartley, Noah	96	Lucas, Isaiah	10	DL
39	Sieg, Koren	97	Cokes, Milo	9	DL
40	Kinney, Eli	98	Gregory-Bey, Marsh	12	DL
41	Clack, Jordin	99	Johnson, Jaylen	12	DL
42	Anderson, Alex				
44	Stafford, Brock				
45	Kinney, Keno				
46	Carpenter, Daltyn				
46	Campbell, Nolan				
48	Roberts, Anthony				

Drew Pasteur's Matchup

PICK: Centerville to win by 32

#43 Centerville Elks (3-3) 156.2

Strength of schedule

(based on all regular season games)
#13 of 71 in Division 1

Regular season projections

6-4 record
20.11 Harbin points (divisor 100)
#4 seed in R2 playoffs

Playoff chances now

appears locked in and home, 85% twice (maybe if 5-5)

#244 Miamisburg Vikings (1-5) 115.6

Strength of schedule

(based on all regular season games)
#20 of 104 in Division 2

Regular season projections

1-9 record
0.55 Harbin points (divisor 100)
out of R8 playoffs

Playoff chances now

1% (must have at least 3-7 for any chance)

Centerville plays
for win All-Time
win #500 today!

Schedule and results

Centerville

08/23 (week 1) W 31-21 A [#27 Lakota East \(4-2\) D1 R4](#), pick: W by 22 (84%), perf. rating 180
08/30 (week 2) L 34-10 H [#8 St Xavier \(4-2\) D1 R4](#), pick: L by 14 (24%), perf. rating 141
09/06 (week 3) L 44-23 H [Carmel IN \(3-3\) D1](#) (est. opp. rating 160)
09/13 (week 4) W 31-28 A [#50 Kettering Fairmont \(4-2\) D1 R2](#), pick: W by 2 (55%), perf. rating 162
09/20 (week 5) L 17-3 H [#31 Springfield \(4-2\) D1 R2](#), pick: W by 3 (56%), perf. rating 138
09/27 (week 6) W 48-13 A [#254 Beaver creek \(3-3\) D1 R2](#), pick: W by 30 (97%), perf. rating 168
10/04 (week 7) A [#244 Miamisburg \(1-5\) D2 R8](#), pick: W by 32 (98%)
10/11 (week 8) H [#194 Northmont \(2-4\) D1 R2](#), pick: W by 30 (98%)
10/18 (week 9) A [#54 Springboro \(4-2\) D1 R2](#), pick: W by 1 (53%)
10/25 (week 10) H [#96 Wayne \(2-4\) D1 R2](#), pick: W by 18 (88%)

Schedule and results

Miamisburg

08/23 (week 1) L 21-10 A [#174 Chaminade Julienne \(3-3\) D3 R12](#), pick: W by 16 (77%), perf. rating 112
08/30 (week 2) L 28-16 H [#111 Dublin Coffman \(1-5\) D1 R2](#), pick: W by 1 (52%), perf. rating 117
09/05 (week 3) W 44-0 A [#661 Ponitz Tech \(0-6\) D3 R12](#), pick: W by 48 (99%), perf. rating 106
09/13 (week 4) L 40-9 A [#31 Springfield \(4-2\) D1 R2](#), pick: L by 28 (5%), perf. rating 117
09/20 (week 5) L 19-10 H [#254 Beaver creek \(3-3\) D1 R2](#), pick: W by 16 (84%), perf. rating 99
09/27 (week 6) L 34-0 A [#50 Kettering Fairmont \(4-2\) D1 R2](#), pick: L by 32 (2%), perf. rating 106
10/04 (week 7) H [#43 Centerville \(3-3\) D1 R2](#), pick: L by 32 (2%)
10/11 (week 8) A [#96 Wayne \(2-4\) D1 R2](#), pick: L by 25 (5%)
10/18 (week 9) H [#194 Northmont \(2-4\) D1 R2](#), pick: L by 6 (35%)
10/25 (week 10) H [#54 Springboro \(4-2\) D1 R2](#), pick: L by 30 (2%)

Holland Field

By TSF Staff

Holland Field Debuts Friday

Updated:

September 14, 2016

Stadium Classic's – Miamisburg

They haven't even played a game there yet and Holland Field on the campus of Miamisburg High School is already a TSF *Stadium Classic*. It is an Eden that would make many small colleges envious. The Stadium is the centerpiece of a beautiful blossoming athletic complex being built on school grounds.

Holland Field replaces the battle-scarred and antiquated Harmon Field in grand fashion. Unlike the cookie-cutter metal bleachers that have been erected at high schools across America over the past few decades this stadium is unique and takes comfort to a new level.

The stands aren't bleachers, they are individual seats, 5,000 of them in all. "These sections of seats are all from the Daytona Speedway. They were just not being used. There are 3,700 seats on the home side and 1,300 on the visitors side," Miamisburg athletic director Jason Osborne states proudly. It was an amazing find.

There is something that makes one smile when thinking about the irony that people will be racing to their seats to see this place and watch the Vikings play.

Even from the farthest vantage point there literally isn't a bad seat in the house. Holland Field has this MSL soccer stadium vibe to it. It's got some size but it's not too large, close to field but not too close for comfort. Attention to detail has been paid to personal space. That is going to make for a very pleasurable experience for all that come to enjoy what Friday night is all about. Holland Field is going to make Miamisburg football a "can't miss" event for years to come.



Holland Field at Miamisburg High School



Holland Field

FACTS

Name: Holland Field

Address: 1860 Belvo Road
Miamisburg, Ohio 45342

Surface: Turf

Capacity: 5,000

Built In: 2016

WHAT MAKES IT UNIQUE?

Holland Field is going to be a huge home field advantage. It is going to be loud when that place is filled making it very intimidating for opposing teams. Throw in the pride and adrenalin factor that goes into playing for their school in front of sold out crowds who wouldn't want to play for the Vikings. Friday nights are going to be a rush at Miamisburg.

THE NAMESAKE:

The field is named after **Eudon Holland**. A Miamisburg Class of 1951 member. Holland was an all-conference football player and former coach for the Vikings.

GOODBYE OLD FRIEND:

Miamisburg played football for 90 years at their former residence, Harmon Field which opened in 1926.



Miamisburg Vikings
Varsity Football

1-5 Overall • 0-0 League



Holland Field Scoreboard at Miamisburg High School.



Centerville - Miamisburg Series



SEASON	WINNER	Elks	Miamisburg	#
2024	tbd	tbd	tbd	8
2023	Centerville	27	14	7
2022	Centerville	17	0	6
2021	Centerville	30	13	5
2020	Centerville	42	0	4
2019	Centerville	49	14	3
2009	Centerville	69	0	2
2008	Centerville	54	0	1



Games Played 7
Centerville won 7
Miamisburg won 0

MIA vs CEN (FINAL) (09/07/2023 at Centerville Stadium) Centerville, OH

TEAM	MIA (VISITOR)	CEN (HOME)
Score	14	27
First Downs	16	21
Rushes / Yards (Net)	32 / 115	33 / 124
Passing Yards (Net)	224	153
Passes -- Att / Comp / Int	35/23/2	29/17/0
Total Offensive Plays / Yards	67 / 339	62 / 277
Fumble Returns / Yards	1 / 18	0 / 0
Punt Returns / Yards	0 / 0	2 / 28
Kickoff Returns / Yards	1 / 17	3 / 76
Interception Returns / Yards	0 / 0	2 / 4
Punts (Number/Average)	5 / 36.4	6 / 43.5
Fumbles / Lost	0 / 0	4 / 3
Penalties / Yards	8 / 68	7 / 53
Possession Time	25:01	22:59

MIA

INDIVIDUAL LEADERS

CEN

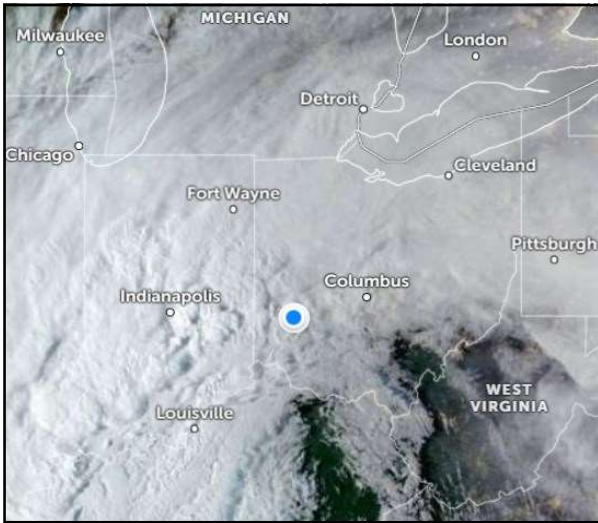

Rushing						Rushing							
	Att	Net	TD	Lg	Avg		Att	Net	TD	Lg	Avg		
Hunter Derr	12	48	0	19	4.0	Parker Johnson	9	53	0	14	5.9		
Preston Barr	12	47	1	13	3.9	Braylon Newcomb	9	47	3	25	5.2		
Keith Henry	5	16	0	9	3.2	Daniel Kamara	9	33	0	6	3.7		
Baylor Stickel	3	4	0	4	1.3	Andrew Erwin	1	7	0	7	7.0		
Passing						Passing							
	Att	Comp	Int	Yds	TD	Lg		Att	Comp	Int	Yds	TD	Lg
Preston Barr	35	23	2	224	0	41	Drake Wells	29	17	0	153	0	33
Passing Receiving						Passing Receiving							
	No	Yards	TD	Lg		No	Yards	TD	Lg				
Connor Smith	7	70	0	41	Braylon Newcomb	5	58	0	19				
Hunter Derr	5	19	0	11	Jamar Montgomery	4	40	0	33				
Bryce Vaughn	3	48	0	26	Bryce Cowgill	3	25	0	21				
Jaden Bruton	3	21	0	14	Quincy Capogna	3	11	0	11				
Punting						Punting							
	No	Yards	Avg	TB	I20	Lg		No	Yards	Avg	TB	I20	Lg
Baylor Stickel	5	182	36.4	0	2	47	Leland Gantz	6	261	43.5	2	2	57
Punt Returns						Punt Returns							
	No.	Yards	TD	Lg		No.	Yards	TD	Lg				
Andrew Erwin	2	28	0	18									
Kick Returns						Kick Returns							
	No	Yards	TD	Lg		No	Yards	TD	Lg				
Baylor Stickel	1	17	0	17	Reggie Powers III	2	62	0	44				
					Braylon Newcomb	1	14	0	14				
Tackles						Tackles							
	UA	A	Total	Sacks	TFL		UA	A	Total	Sacks	TFL		
Fletcher Rose	6	5	11.0	0.0	0.0	Ross Coppock	3	9	12.0	0.0	0.5		
Aiden Gillman	3	5	8.0	0.0	0.0	Jacob Taylor	4	5	9.0	0.0	1.0		
Baylor Stickel	4	2	6.0	0.0	0.0	Reggie Powers III	4	5	9.0	0.0	0.0		
Colin Shannon	2	3	5.0	0.0	0.0	Andrew Erwin	1	6	7.0	0.0	1.0		

Hurricane Helene visits Beavercreek

Co-Captain Kuol Kuol embraces the rain



A young Beaver kept the press box windows clear



Hurricane Helene, which made landfall on September 26th, 2024, was one of the most devastating storms to hit the southeastern United States. Here are some key points about its significance:

Intensity and Path: Helene rapidly intensified from a Category 1 to a powerful Category 4 hurricane as it drew energy from the warm waters of the Gulf of Mexico. It first hit Florida's Big Bend region before moving through Georgia, the Carolinas, and Tennessee.

Widespread Destruction: The hurricane caused extensive damage across six states, with North and South Carolina experiencing the most severe impacts. Entire communities were destroyed by fast-moving floodwaters, and the death toll exceeded 200 people.

Additional Facts: More than 30 inches of rain in North Carolina, over 15-foot storm surges in parts of Florida, over 20 reported tornadoes in multiple states, and millions of people were impacted with loss of power. Thousands lost running water for six days in North Carolina.

Time	Temperature	Dew Point	Humidity	Wind	Wind Speed	Wind Gust	Pressure	Precip.	Condition
6:56 PM	71 °F	69 °F	93 %	E	29 mph	40 mph	28.46 in	0.2 in	Rain / Windy
7:10 PM	70 °F	69 °F	97 %	E	21 mph	35 mph	28.47 in	0.1 in	Rain / Windy
7:19 PM	70 °F	69 °F	97 %	E	18 mph	29 mph	28.47 in	0.1 in	Rain
7:56 PM	70 °F	69 °F	97 %	E	20 mph	29 mph	28.47 in	0.3 in	Light Rain
8:04 PM	70 °F	69 °F	97 %	E	18 mph	29 mph	28.48 in	0.0 in	Heavy Rain
8:31 PM	69 °F	68 °F	96 %	SSE	15 mph	25 mph	28.52 in	0.1 in	Rain
8:56 PM	67 °F	66 °F	97 %	SE	10 mph	0 mph	28.54 in	0.2 in	Rain

Beavercreek Game Stats



CEN vs BEA (FINAL)
(09/27/2024 at Frank Zink Field)
Beavercreek, OH

TEAM	CEN (VISITOR)	BEA (HOME)
First Downs	13	6
--Rushing	10	2
--Passing	2	1
--Penalty	1	3
Rushing Attempts	39	33
Yards Gained Rushing	243	113
Yards Lost Rushing	6	41
Net Yards Rushing	237	72
Net Yards Passing	43	42
--Passes Attempted	3	2
--Passes Completed	2	1
--Had Intercepted	0	0
Total Offensive Plays	42	35
Total Net Yards	280	114
--Average Gain Per Play	6.7	3.3
Fumbles: Number / Lost	4 / 1	6 / 4
Penalties: Number / Yards	6 / 78	3 / 35
Number of Punts / Yards	1 / 35	3 / 89
--Average Per Punt	35.0	29.7
Punt Returns: Number / Yards	1 / 0	0 / 0
Number of Kickoffs / Yards	8 / 413	3 / 99
--Average Per Kick	51.6	33.0
--Touchbacks	5	0
Kickoff Returns: Number / Yards	2 / 12	2 / 3
Interception Returns: Number / Yards	0 / 0	0 / 0
Fumble Returns: Number / Yards	1 / 14	0 / 0
Miscellaneous Yards	0	0
Possession Time	14:57	33:03
Third Down Conversions	5 of 8	3 of 9
Fourth Down Conversions	0 of 1	0 of 2
Redzone Conversions:	4 of 4	1 of 1
Redzone Touchdowns:	4	1
Redzone Field Goals Made:	0	0
Sacks By: Number / Yards	1 / 4	0 / 0

Offensive Statistics

Centerville VISITOR

No	Rushing	Att	Gain	Lost	Net	TD	Long
28	Parker Johnson	11	119	0	119	3	42
5	Shane Cole	6	61	0	61	1	34
12	Ethan Ireland	7	22	0	22	0	9
27	Alex George	7	21	0	21	0	10
15	Gavin Nolan	6	17	4	13	0	6
10	Quincy Capogna	1	3	0	3	0	3
9	Ryan Swanson	1	0	2	-2	0	0
Total		39	243	6	237	4	42

No	Passing	Att	Cmp	Int	Yds	TD	Long	Sacks
5	Shane Cole	2	2	0	43	2	24	0
15	Gavin Nolan	1	0	0	0	0	0	0
Total		3	2	0	43	2	24	0

No	Pass Receiving	No	Yds	TD	Long
3	Gavin Monturo	1	24	1	24
18	J.P. Mercer	1	19	1	19
Total		2	43	2	24

No	All-Purpose	Run	Rcv	KR	PR	IR	Total
28	Parker Johnson	119	0	0	0	0	119
5	Shane Cole	61	0	0	0	0	61
3	Gavin Monturo	0	24	0	0	0	24
12	Ethan Ireland	22	0	0	0	0	22
27	Alex George	21	0	0	0	0	21
18	J.P. Mercer	0	19	0	0	0	19
15	Gavin Nolan	13	0	0	0	0	13
2	Quiten Robinson	0	0	12	0	0	12
10	Quincy Capogna	3	0	0	0	0	3
Total		239	43	12	0	0	294

Beavercreek Beavers HOME

No	Rushing	Att	Gain	Lost	Net	TD	Long
2	Dana Johnson-Dennis	12	76	8	68	1	64
12	Jack Minnick	6	19	9	10	1	18
4	Laken Pierce	1	6	0	6	0	6
7	Zane Piatt	10	10	7	3	0	4
15	Rylin Mims	1	2	0	2	0	2
16	Calvin Svoboda	1	0	1	-1	0	0
0	TEAM	1	0	1	-1	0	0
31	Conner Macek	1	0	15	-15	0	0
Total		33	113	41	72	2	64

No	Passing	Att	Cmp	Int	Yds	TD	Long	Sacks
12	Jack Minnick	1	1	0	42	0	42	1
16	Calvin Svoboda	1	0	0	0	0	0	0
Total		2	1	0	42	0	42	1

No	Pass Receiving	No	Yds	TD	Long
7	Zane Piatt	1	42	0	42
Total		1	42	0	42

No	All-Purpose	Run	Rcv	KR	PR	IR	Total
2	Dana Johnson-Dennis	68	0	0	0	0	68
7	Zane Piatt	3	42	0	0	0	45
12	Jack Minnick	10	0	0	0	0	10
4	Laken Pierce	6	0	0	0	0	6
8	Kelvin Keys Jr	0	0	3	0	0	3
15	Rylin Mims	2	0	0	0	0	2
Total		89	42	3	0	0	134




Offensive Action



Offensive line blows open a hole in the Beavers line




Running back Parker Johnson gallops 42 yards on opening drive



Black Shirts Statistics




	TACKLES			
	TOT	SOLO	SACK	TFL
Lucas Mullinger	6	5	0.0	2.0
Brady Seeley	6	2	2.0	0.0
Jackson Puckett	7	3	0.0	0.0
Jacob Taylor	6	3	0.0	0.0
Andrew Erwin	4	3	0.0	1.0
Jacob Buhler	5	2	0.0	0.0
Jay Holbert	2	0	0.0	1.0
Mason Keely	2	1	0.0	0.0
Isaac Nott	2	0	0.0	0.0
Ziere Alston	1	1	0.0	0.0
Soren Vitas	1	0	0.0	0.0
Jacob Edwards	1	0	0.0	0.0
A.J. Taylor	1	1	0.0	0.0
Quinten Robinson	1	0	0.0	0.0
Team	45	21	2.0	4.0




Brady Seeley had two sacks for the night

Defensive Action



The Black Shirts are poised to attack!



Relentless pursuit leads to a gang tackle

Kicking Statistics

No	Punting	No	Yds	Avg	TB	I20	Long
82	Joey Kristbaum	1	35	35.0	0	1	35
Total		1	35	35.0	0	1	35

No	Punting	No	Yds	Avg	TB	I20	Long
31	Conner Macek	3	89	29.7	0	0	36
Total		3	89	29.7	0	0	36

No	Returns*	Punt	Kickoff	Int.	Pass			
No	Yds	LP	No	Yd	LP	No	Yds	LP
8	Andrew Erwin	1	0	0	0	0	0	0
2	Quiten Robinson	0	0	0	1	12	12	0
4	Jackson Puckett	0	0	0	1	0	0	0
Total		1	0	0	2	12	12	0

No	Returns*	Punt	Kickoff	Int.	Pass			
No	Yds	LP	No	Yd	LP	No	Yds	LP
8	Kelvin Keys Jr	0	0	0	1	3	3	0
41	Chase Baker	0	0	0	1	0	0	0
Total		0	0	0	2	3	3	0

No	Field Goals	Distance	Result
----	-------------	----------	--------

No	Field Goals	Distance	Result
----	-------------	----------	--------

No	Kickoffs	No	Yds	Avg	TB	FC	OB
16	Leland Gantz	8	413	51.6	5	0	0
Total		8	413	51.6	5	0	0

No	Kickoffs	No	Yds	Avg	TB	FC	OB
31	Conner Macek	3	99	33.0	0	0	0
Total		3	99	33.0	0	0	0



Point after touchdown team had a busy night!



Joey Kristbaum connects on a 35 yard punt

Scoring Summary

Overall Record Now: 3-3
Date: 9/27/2024

CEN vs. BEA
Stadium: Frank Zink Field
Site: Beaver Creek, OH

Overall Record Now: 3-3
Attendance: 498

SCORE BY QUARTERS	1	2	3	4	OT	TOTAL
(V) Centerville	7	41	0	0	0	48
(H) Beaver Creek Beavers	6	0	0	7	0	13

Team	Qtr.	Time	Scoring Play	Conversion	Plays/Yds	Score
CEN	1	06:48	Parker Johnson Carries(Hand Off) TOUCHDOWN, clock 06:48 1 yds	PAT Kick by Leland Gantz GOOD.	5 / 66	7 - 0
BEA	1	00:01	Jack MINNICK Carries(QB Keeper) TOUCHDOWN, clock 03:04 18 yds	PAT Kick by Conner MACEK blocked by Matthew Jones downed for 0 yards	6 / 66	7 - 6
CEN	2	11:52	Shane Cole Carries(QB Keeper) TOUCHDOWN, clock 11:52 34 yds	PAT Kick by Leland Gantz GOOD.	6 / 90	14 - 6
CEN	2	05:51	Parker Johnson Carries(Hand Off) TOUCHDOWN, clock 05:51 2 yds	PAT Kick by Leland Gantz GOOD.	7 / 37	21 - 6
CEN	2	03:28	Parker Johnson Carries(Hand Off) TOUCHDOWN, clock 03:28 3 yds	PAT Kick by Leland Gantz GOOD.	1 / 3	28 - 6
CEN	2	02:32	Shane Cole Passes to J.P. Mercer COMPLETE TOUCHDOWN, clock 02:32 19 yds	PAT Kick by Leland Gantz NO Good	2 / 21	34 - 6
CEN	2	01:08	Shane Cole Passes to Gavin Monturo COMPLETE TOUCHDOWN, clock 01:08 24 yds	PAT Kick by Leland Gantz GOOD.	3 / 20	41 - 6
CEN	2	00:14	Zane PIATT Carries(Hand Off) fumble(LOST), recovered by Mason Keely for -1 yards, Tackled by Matthew Jones -1 yds TOUCHDOWN, clock 00:14 14 yds	PAT Kick by Leland Gantz GOOD.	0 / 0	48 - 6
BEA	4	02:00	Dana JOHNSON-DENNIS Carries(Pitch) TOUCHDOWN, clock 11:03 64 yds	PAT Kick by Conner MACEK GOOD.	6 / 89	48 - 13

Time of Game: Kickoff: 07:00 PM

End of Game: 09:05 PM

Total Elapsed Time, 2:05

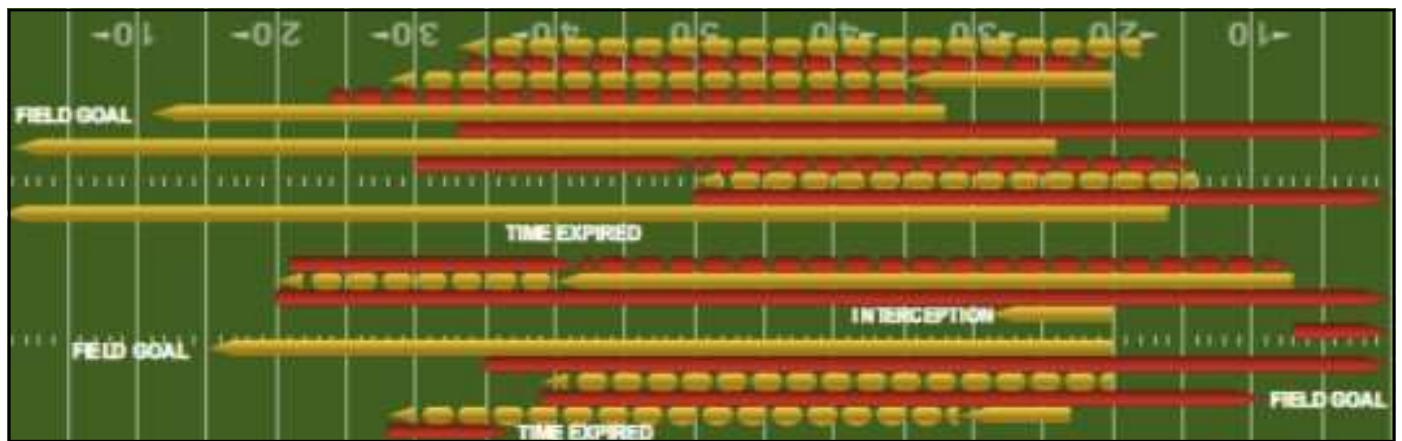




#	Team	Drive Started			Drive Ended			Drive Consumed			
		Quarter	Yd. Line	Time	How Obtained	Yd. Line	Time	How Lost	Yards	Plays	Time
1	BEA	1	23	12:00	Kickoff	29	09:09	Punt	6	3	02:51
1	CEN	1	34	09:09	Punt	Op 0	06:48	Touchdown	66	5	02:21
2	BEA	1	34	06:48	Kickoff	Op 0	00:01	Touchdown	66	6	06:47
2	CEN	1/2	10	00:01	Kickoff	Op 0	11:52	Touchdown	90	6	00:09
3	BEA	2	20	11:52	Kickoff	16	09:26	Punt	-4	3	02:26
3	CEN	2	Op 37	09:26	Punt	Op 0	05:51	Touchdown	37	7	03:35
4	BEA	2	20	05:51	Kickoff	3	03:32	Fumble	-17	4	02:19
4	CEN	2	Op 3	03:32	Fumble	Op 0	03:28	Touchdown	3	1	00:04
5	BEA	2	20	03:28	Kickoff	21	03:14	Fumble	1	1	00:14
5	CEN	2	Op 21	03:14	Fumble	Op 0	02:32	Touchdown	21	2	00:42
6	BEA	2	20	02:32	Kickoff	20	01:39	Fumble	0	2	00:53
6	CEN	2	Op 20	01:39	Fumble	Op 0	01:08	Touchdown	20	3	00:31
7	BEA	2	13	01:08	Kickoff	14	00:14	Fumble	1	2	00:54
7	CEN	2	0	00:14	Fumble	0	00:14	Touchdown	0	0	00:00
8	BEA	2	20	00:14	Kickoff	19	00:00	End Half	-1	1	00:14
8	CEN	3	35	12:00	Kickoff	38	10:10	Fumble	3	2	01:50
9	BEA	3	Op 38	10:10	Fumble	Op 41	07:57	Downs	-3	4	02:13
9	CEN	3	41	07:57	Downs	Op 46	04:02	Punt	13	5	03:55
10	BEA	3/4	11	04:02	Punt	Op 0	02:00	Touchdown	89	6	14:02
10	CEN	4	48	02:00	Kickoff	Op 43	01:00	Downs	9	4	01:00
11	BEA	4	43	01:00	Downs	41	00:50	Punt	-2	3	00:10
11	CEN	4	27	00:50	Punt	Op 47	00:00	End Game	26	7	00:50

Centerville	First Quarter	Second Quarter	Third Quarter	Fourth Quarter	First Half	Second Half	Final
Time of Possession	02:22	05:00	05:45	01:50	07:22	07:35	14:57
Third-Down Conversions	1-1	3-3	0-1	1-3	4-4	1-4	5-8
Average Field Position	22	Op 21	38	37	Op 40	37	Op 49
Fourth-Down Conversions	0-0	0-0	0-0	0-1	0-0	0-1	0-1

Beavercreek Beavers	First Quarter	Second Quarter	Third Quarter	Fourth Quarter	First Half	Second Half	Final
Time of Possession	09:38	07:00	06:15	10:10	16:38	16:25	33:03
Third-Down Conversions	2-3	0-2	0-2	1-2	2-5	1-4	3-9
Average Field Position	28	18	36	43	21	38	26
Fourth-Down Conversions	0-0	0-1	0-1	0-0	0-1	0-1	0-2



PLAYERS OF THE WEEK



Josh Becker
JV Offense



Mason Boykin
JV Defense



Kyle Buehler
Defensive Back



Ethan Cahall
Offensive Line



Ben Graf
Scout Offense



Parker Johnson
Offensive Back



Brady Seeley
Defensive Line



Rylan Thacker
Scout Defense



Travis Wilbanks
Special Teams



Standings

TEAMS	CONFERENCE				OVERALL				
	W-L	PCT	PF	PA	W-L	PCT	PF	PA	STRK
Springfield	3 - 0	1.000	73	18	4 - 2	.667	100	62	W4
Fairmont	2 - 1	.667	105	53	4 - 2	.667	168	96	W2
Springboro	2 - 1	.667	62	35	4 - 2	.667	137	72	L1
Centerville	2 - 1	.667	82	58	3 - 3	.500	146	157	W1
Beavercreek	1 - 2	.333	47	78	3 - 3	.500	143	104	L1
Northmont	1 - 2	.333	47	73	2 - 4	.333	88	163	L2
Wayne	1 - 2	.333	58	85	2 - 4	.333	150	188	W1
Miamisburg	0 - 3	.000	19	93	1 - 5	.167	89	142	L3

Offensive Leaders

PASSING YARDS

YDS

1 . Max Miller, Springboro	893
2 . Landen Roberts, Miamisburg	599
3 . Teaunn Hunter, Wayne	494
4 . Shane Cole, Centerville	493
5 . Braylon Keyes, Springfield	382

Complete Leaders

RUSHING YARDS

YDS

1 . Isaiah Thompson, Wayne	676
2 . Mattias Brunicardi, Springboro	670
3 . Logan Doty, Fairmont	661
4 . Zane Piatt, Beavercreek	606
5 . Calilien Grant, Northmont	427

Complete Leaders

RECEIVING YARDS

YDS

1 . Brayden Wilhite, Springboro	414
2 . Jaxon Long, Springboro	390
3 . Jamier Averette-Brown, Wayne	380
4 . Quincy Capogna, Centerville	264
5 . Quenta Wafer Jr, Springfield	235

Defensive Leaders

TACKLES

TACK

1 . Aidan Weimer, Springboro	66
2 . Kyron Dolby, Springfield	57
3 . Skyler Slifer, Fairmont	52
4 . Lucas Mullinger, Centerville	51
5 . Jackson Puckett, Centerville	50

Complete Leaders

SACKS

SACK

1 . Logan Wilkins, Fairmont	5
2 . Mason Keely, Centerville	4
2 . Javion Lewis, Wayne	4
2 . Aidan Weimer, Springboro	4
5 . Kyron Dolby, Springfield	3

Complete Leaders

INTERCEPTIONS

INT

1 . Toby Deglow, Fairmont	2
1 . Kelvin Keyes Jr, Beavercreek	2
1 . Jamil Miller, Springfield	2
1 . Jamar Montgomery, Springfield	2
1 . Jamison Webster, Beavercreek	2

Road to the Playoffs

TEAMS	Week 1	Week 2	Week 3	Week 4	Week 5	Week 6	Week 7	Week 8	Week 9	Week 10
Lakota East	Centerville	Mason	@Hamilton	Princeton	@Fairfield	Middletown	@Colerain	Sycamore	@Lakota West	@Oak Hills
St. Xavier	@Lakota West	@Centerville	Indianapolis Cathedral	Withrow	Archbishop Moeller	@Elder	@Louisville Trinity	@LaSalle	St. Ignatius	Life Christian Academy
Carmel	Homestead	@Westfield	@Centerville	Louisville Trinity	Brebeuf Jesuit	@North Central	Ben Davis	@Warren Central	Lawrence Central	HSFA
Fairmont	Alter	@Trotwood	LaSalle	Centerville	@Wayne	Miamisburg	@Northmont	Springboro	@Springfield	Beavercreek
Springfield	Winton Woods	Gonzaga (DC)	Trotwood Madison	Miamisburg	@Centerville	Springboro	Wayne	@Beavercreek	Fairmont	@Northmont
Beavercreek	Xenia	Ponitz Tech	@Thurgood Marshall	Northmont	Miamisburg	Centerville	@Springboro	Springfield	@Wayne	@Fairmont
Miamisburg	@Chaminade	Dublin Coffman	@Ponitz Tech	@Springfield	Beavercreek	@Fairmont	Centerville	@Wayne	Northmont	Springboro
Northmont	Butler	@LaSalle	Withrow	@Beavercreek	@Springboro	Springfield	Fairmont	@Centerville	@Miamisburg	Springfield
Springboro	Little Miami	@Edgewood	@Elder	Wayne	Northmont	@Springfield	Beavercreek	@Fairmont	Centerville	@Miamisburg
Wayne	Fairfield	Pickerington Central	Lawrence North	@Springboro	Fairmont	Northmont	@Springfield	Miamisburg	Beavercreek	@Centerville

Current Rank	Rated W-L	ID #	Mailing City	School	Current Average
1	5-1	1686	Galloway	Westland	10.4500
2	4-2	1480	Springfield	Springfield	9.8737
3	3-3	336	Centerville	Centerville	9.8500
4	4-2	716	Hilliard	Hilliard Davidson	8.7955
5	4-2	1026	Middletown	Middletown	8.5500
6	4-2	807	Kettering	Kettering Fairmont	8.1167
7	4-2	1470	Springboro	Springboro	8.0000
8	3-3	846	Lebanon	Lebanon	6.2833
9	2-4	1638	Huber Heights	Wayne	4.7167
10	2-4	1142	Clayton	Northmont	4.2333
11	2-4	486	Dublin	Dublin Jerome	3.3667
12	3-3	178	Beavercreek	Beavercreek	3.3056
13	2-4	713	Hilliard	Hilliard Bradley	2.8167
14	1-5	970	Marysville	Marysville	2.3833
15	1-5	345	Grove City	Central Crossing	1.9667
16	1-5	474	Dublin	Dublin Coffman	1.5500
17	0-6	717	Hilliard	Hilliard Darby	0.0000

Drew Pasteur's Ohio Fantastic 50

Ohio High School Football Rankings

1. #1 [Archbishop Moeller \(5-1\)](#)
2. #7 [Lakota West \(5-1\)](#)
3. #8 [St Xavier \(4-2\)](#)
4. #9 [St Edward \(3-3\)](#)
5. #14 [Elder \(4-2\)](#)
6. #18 [Hamilton \(4-2\)](#)
7. #19 [Winton Woods \(6-0\)](#)
8. #21 [Olentangy Liberty \(5-1\)](#)
9. #26 [Princeton \(4-2\)](#)
10. #27 [Lakota East \(4-2\)](#)
11. #28 [Olentangy Orange \(5-1\)](#)
12. #29 [Mentor \(6-0\)](#)
13. #30 [Upper Arlington \(5-1\)](#)
14. #31 [Springfield \(4-2\)](#)
15. #32 [Canton McKinley \(4-2\)](#)
16. #35 [Hilliard Davidson \(4-2\)](#)
17. #39 [Pickerington North \(5-1\)](#)
18. #40 [Perrysburg \(6-0\)](#)
19. #41 [Gahanna Lincoln \(4-2\)](#)
20. #43 [Centerville \(3-3\)](#)
21. #50 [Kettering Fairmont \(4-2\)](#)
22. #52 [Whitmer \(4-2\)](#)
23. #54 [Springboro \(4-2\)](#)
24. #55 [St Ignatius \(1-5\)](#)
25. #56 [Pickerington Central \(4-2\)](#)
26. #57 [Olentangy Berlin \(4-2\)](#)
27. #59 [Mason \(2-4\)](#)
28. #65 [Grove City \(5-1\)](#)
29. #73 [Olentangy \(5-1\)](#)
30. #78 [Groveport Madison \(4-2\)](#)
31. #84 [West Clermont \(4-2\)](#)
32. #91 [Strongsville \(3-3\)](#)
33. #92 [Westerville North \(4-2\)](#)
34. #96 [Wayne \(2-4\)](#)
35. #103 [Middletown \(4-2\)](#)
36. #104 [Jackson \(Massillon\) \(3-3\)](#)
37. #111 [Dublin Coffman \(1-5\)](#)
38. #117 [Cleveland Heights \(2-4\)](#)
39. #120 [Milford \(3-3\)](#)
40. #127 [Lebanon \(3-3\)](#)
41. #129 [Oak Hills \(3-3\)](#)
42. #145 [Westland \(5-1\)](#)
43. #153 [Brunswick \(2-4\)](#)
44. #154 [Medina \(2-4\)](#)
45. #158 [Hilliard Bradley \(2-4\)](#)
46. #159 [Fairfield \(2-4\)](#)
47. #160 [Lorain \(5-1\)](#)
48. #164 [Berea-Midpark \(1-5\)](#)
49. #166 [Findlay \(3-3\)](#)
50. #170 [Delaware Hayes \(4-2\)](#)

Division 1 rankings

Updated Mon 30-Sep-2024 11:00 PM

#	School	Ovr.	Rating ▾	Str.
1	Archbishop Moeller (Cincinnati)	5-1	53.70	34.9
2	St. Edward (Lakewood)	3-3	51.90	48.4
3	St. Xavier (Cincinnati)	4-2	48.30	38.6
4	Lakota West (West Chester)	5-1	48.20	22.6
5	Olentangy Liberty (Powell)	5-1	46.60	25.2
6	Mentor	6-0	46.00	19.1
7	Elder (Cincinnati)	4-2	42.40	33.3
8	Winton Woods (Cincinnati)	6-0	41.00	12.5
9	Princeton (Cincinnati)	4-2	40.90	29.8
10	Upper Arlington (Columbus)	5-1	38.10	16.4
11	Olentangy Orange (Lewis Center)	5-1	37.30	19.9
12	Springfield	4-2	34.70	25.1
13	Perrysburg	6-0	34.20	2.6
14	Lakota East (Liberty Township)	4-2	33.60	24.4
15	Olentangy Berlin (Delaware)	4-2	33.10	27.6
16	McKinley (Canton)	4-2	32.80	23.9
17	Pickerington North (Pickerington)	5-1	32.80	13.6
18	Hamilton	4-2	31.70	28.0
19	Whitmer (Toledo)	4-2	31.60	19.7
20	Hilliard Davidson (Hilliard)	4-2	30.90	17.6
21	Centerville	3-3	30.20	29.6
22	St. Ignatius (Cleveland)	1-5	29.40	45.6
23	West Clermont (Cincinnati)	4-2	28.90	24.7
24	Grove City	5-1	28.30	7.8
25	Pickerington Central (Pickerington)	4-2	27.30	13.5

The 2024 Centerville Elks



1	Jacob Taylor	Senior	31	Colton Stowers	Sophomore	62	Isaac Nott	Junior
2	Quiten Robinson	Senior	32	James Dmtrik	Sophomore	63	Theodore Corbitt	Junior
3	Gavin Monturo	Senior	33	Ty Skidmore	Junior	64	Cayden Glasgow	Junior
4	Jackson Puckett	Senior	34	Lucas Mullinger	Junior	65	Christian Stockholm	Junior
5	Shane Cole	Junior	35	Chase Carlson	Sophomore	66	Lane Heckman	Senior
6	Brady Seeley	Junior	36	Jacob Edwards	Junior	67	Ethan Cahill	Senior
7	Ryan McCall	Senior	37	Ryan Gorman	Sophomore	68	Connor Berner	Sophomore
8	Andrew Erwin	Senior	38	Tremayne Branigan	Sophomore	70	Dylan Slocumb	Senior
9	Ryan Swanson	Junior	39	Nathan Gearhardt	Sophomore	71	Zane Hough	Senior
10	Quincy Capogna	Junior	40	Joseph Gabringer	Sophomore	72	Luke Thaxton	Junior
11	Bryce Bohram-Thomas	Senior	41	Roman Burroughs	Sophomore	73	Suliman Al-Nabaly	Sophomore
12	Ethan Ireland	Junior	42	Jeffrey Meyer	Sophomore	74	Landon McClearin	Sophomore
13	Dwayne Coker	Junior	43	JP Hildebrand	Sophomore	77	Kuol Kuol	Senior
14	Colten Burleson	Junior	44	K.J. Ely	Sophomore	78	Jason Middleton	Sophomore
15	Gavin Nolan	Sophomore	45	Pete Wilhelm	Sophomore	80	Reece Cowgill	Sophomore
16	Leland Gantz	Senior	46	Zachary Edwards	Sophomore	81	Josh Becker	Sophomore
17	Travis Wilbanks	Junior	47	Aidan Ponichtera	Sophomore	82	Joey Kristbaum	Sophomore
18	J,P, Mercer	Senior	48	DeVaun Dukes	Junior	83	Maddyx Blaylock	Sophomore
19	Jacob Buhler	Junior	49	Phineas Argentine	Sophomore	84	Mason Keely	Senior
20	Soren Vitas	Sophomore	50	Jay Holbert	Sophomore	85	Connor Harness	Sophomore
21	Mahmoud Wahdan	Junior	51	Eli Geidel	Sophomore	86	Russell Worley	Sophomore
22	Mason Boykin	Sophomore	52	Camden Sandlin	Junior	87	Gurshawn Sran	Sophomore
23	A.J. Taylor	Sophomore	53	Lucas Dice	Junior	88	Grant Whitehead	Sophomore
24	Ziere Alston	Sophomore	54	Adrian Wright	Junior	89	Liam Henry	Sophomore
25	Alec Deleon	Junior	55	Owen Hansbury	Junior	90	Princeton Starks	Junior
26	Alex Brinck	Sophomore	56	Emari Johnson	Sophomore	94	Oliver Watson	Sophomore
27	Alex George	Sophomore	57	Carson Kuhn	Sophomore	95	Ryan Thacker	Senior
28	Parker Johnson	Junior	58	Jackson Taylor	Junior	97	Brody McMullen	Junior
29	Jack Davis	Junior	59	Jordan Oppy	Sophomore	98	Benjamin Graf	Sophomore
30	Dawson Kerr	Sophomore	59	Braden Stoehr	Junior	99	Matthew Jones	Senior
			60	Wyatt Richards	Sophomore			



2024 CTC EXECUTIVE BOARD

President : Greg Kerr
 Game Day Operations : Jay Richards
 Treasurer: Tom Thaxton
 Communications & Site: John Wheatley
 Business Development: Tony Miltenberger
 Booster Representative: Bill Brinck
 Cuisine: Jennifer Kuhn & Kathleen Mullinger
 Special Events: Courtney Keely
 Apparel: Bill Brinck



PHOTOGRAPHS PROVIDED BY:
Barry Burtenshaw
Burtenshaw.smugmug.com

CHS STATISTICS PROVIDED BY:
Mike Stoner
Scott Lieberman

extra graphics provided by:
Conner Hamms

MISSION STATEMENT

This season, the Centerville Football Mother's Club and the Centerville Football Quarterback Club merged to create the Centerville Touchdown Club. Membership is open to every parent, family member, and/or friend of all players, trainers, managers, and cheerleaders within the Centerville football program; past, present, or future. We also welcome all alumni of the program as well as any community members who desire to contribute to the well-being of the program. It is our mission to feed, nourish, and provide financial and volunteer support for the Centerville Football Program for all players, trainers, managers, and cheerleaders in grades 7-12 throughout the season. We do this through the careful planning and execution of special events from the pre-season parents meeting to the post-season banquet.

Projects We Support

With the proceeds from our fundraising efforts, the Centerville Touchdown Club is able to support many projects that benefit the Centerville Elks football program.

- | | |
|--------------------------------|----------------------------------|
| Preseason Parents Meeting | Senior Banners |
| Two-a-day Meals | Senior Night & Senior Dinner |
| Football Season Kickoff Picnic | Annual CTC Scholarship - \$2,500 |
| Decorate the Helmet Night | Audio and Video Equipment |
| Midnight Hits | Infrastructure Improvements |
| Pre-game Meals | In Season Highlight Videos |
| Pre-game Tunnel | Team Apparel |
| Picture Day | Senior Gifts |
| JV Home Game Concessions | Team Awards and Plaques |
| Staff Appreciation Night | Trainer Equipment and Supplies |
| Spirit Wear Sales | In Season Film Nights |
| Team Poster | Team Website and Social Media |
| Creation of Team Sweatshirts | Postseason Banquet |



CTC Newsletter editor: Jim Ehrensberger
 jim@ehrensberger.net

www.centervilleelksfootball.com