

Elks Stop Springboro



Ziere Alston Pounces on a Panther!

Oct 2024 Volume 22 Inside Issue 10

<i>Schedule</i>	2
<i>Inside the Headset</i>	3-4
<i>Last Friday Recap</i>	5
<i>Wayne Preview</i>	6-11
<i>Meet the Captains</i>	12
<i>Conversation with John</i>	13-15
<i>Football and Golf</i>	16-17
<i>Springboro Game Stats</i>	18
<i>Offensive Stats & Action</i>	19-20
<i>Defensive Stats & Action</i>	21-22
<i>Kick & Score Summary</i>	23-24
<i>Drive Chart</i>	25
<i>Players of the Week</i>	26
<i>GWOC & Playoff Road</i>	27-28
<i>Ohio Rankings</i>	29-30
<i>2024 Elks Roster</i>	31

Elks Keep Pace in the GWOC Race

On Friday night, the Centerville Elks showcased their resilience and dominance in a crucial GWOC conference clash, defeating the Springboro Panthers 28-10. With a record of 6-3, the Elks are now firmly focused on their goal of back-to-back conference championships as they prepare to face their arch-rivals, Wayne, tonight.

From the outset, Centerville's offense set the tone, racking up 299 total yards compared to Springboro's 167. Senior quarterback Shane Cole was instrumental, rushing for 131 yards and a touchdown while completing 9 of 14 passes for 82 yards and another score. His dynamic playmaking ability was complemented by junior running back Parker Johnson, who found the end zone twice, accumulating 86 yards on 21 carries.

Despite a challenging first half that saw the Elks penalized eight times, they maintained composure and executed their game plan effectively. Senior linebacker Jackson Puckett and fellow defensive leader Jacob Taylor anchored a stout defensive performance that limited Springboro to just 49 rushing yards and a mere 11 first downs.

Springboro's quarterback, Max Miller, managed to throw for 155 yards, but struggled against Centerville's aggressive defense, which forced a turnover and kept the Panthers off the scoreboard until the fourth quarter. The Elks' special teams also shone, with senior kicker Leland Gantz converting all four extra points, three touchbacks, and punting effectively, averaging over 31 yards per kick.

As the Elks head into their pivotal showdown with Wayne, Head Coach Brent Ullery emphasized the importance of learning from their early mistakes. "We faced adversity, but our boys rallied and showed what it means to be win as a team. Now we turn our focus to the next challenge," he stated.

With the stakes high and a conference title in sight, the Centerville Elks are ready to make their mark.

Elk's Football Schedule

TEAM	OPPONENT	DATE	TIME	LOCATION
Freshmen	Troy JV	Thursday 10-24	5:30 PM	Memorial Stadium
Varsity	Wayne	Friday 10-25	7:00 PM	Centerville Stadium
Junior Varsity	Wayne	Saturday 10-26	10:00 AM	Heidkamp Stadium

PANTHERS 10	1ST & 8	0:00	BALL 8	4 QTR	ELKS 28
----------------	------------	------	-----------	----------	------------

Week 9 Results

TEAM	OPPONENT	DATE	ELKS	OPPONENT
Varsity	Springboro	10/11/24	28	10
Junior Varsity	Springboro	10/12/24	30	24
Freshmen	Springboro	10/12/24	20	35
7th Grade	Wayne	10/09/24	26	8
8th Grade	Wayne	10/09/24	14	6

Inside the Headset



What were your top take-aways from the Springboro victory Friday night?

Our players and coaches did a great job of fighting on Friday night through some early adversity. In the first half, we slugged it out and were fortunate to be tied up. In the locker room, the mood was great and the attitudes were great. They were hungry to get back out there in the second half. They knew what we had to do differently and they went out and executed with confidence. When plays needed to be made, we had guys ready to step up. It was a whole-team effort and it was awesome to watch it all unfold.

The Elks had eight more penalties than Springboro at halftime last week.

How do you address and manage the impact of controversial referee decisions on team's performance and morale?

Well, first, we should've had one less but I cost us. That was 100% my fault and I put our team in a bad spot. As for the rest, we have to have a next-play mentality. Penalties happen. We know they're going to happen. We don't want our kids playing in a way that they are trying to avoid penalties. I know that can sound bad at first and there's some sticker-shock to that statement, but we teach the right ways to play and we want our guys playing fast and free. A penalty is going to happen here and there. That's football. What we try to control are the penalties that are because of our focus. Things like jumping offsides or personal foul after the play. Even a holding penalty because we aren't moving our feet are things we are trying to avoid. But we tell our players that they are not supposed to talk to referees, and to leave that to me. I will get them answers when needed. We aren't playing against the referees and they aren't playing against us. We have to move on after penalties. Plain as that. Be better the next play than we were the play before.

Another Centerville Football milestone this Friday night, the 70th meeting in this rivalry, dating back to 1956. How does the pressure of the rivalry impact the preparation during Wayne Week?

Yes, it is a rivalry. It is one that we are grateful to have. You get a rivalry when you do the same thing each year, at the same time, and it's highly competitive. It's a privilege to be in this situation. As for the preparation, if we are preparing any differently this week than any other week, we aren't maximizing our ability. Each week I watch as our players practice hard and are learning. Each week I watch as our coaches coach hard and do everything to put our kids in great positions. Because they do it every week, they are in a place where they know how to execute the same preparation that is needed for a week like this.

Inside the Headset

Every time these two schools play, emotions are going to be high, and then you add Senior Night on top of that. How do you and your staff manage the emotion these young men will be experiencing on this special night?

It starts with your senior leadership. How will they handle it? We addressed it this past weekend and had a great discussion. They are an awesome group of kids with wisdom beyond their years. We talked about being grateful and making sure that their families know how grateful they are for supporting them on this journey. We talked about how honoring the seniors in pre-game is as much about them and their accomplishments as it is about their family and the pride they have brought them. We also talked about just taking one second to step back and enjoy the moment. It's a big game and we have a lot of work to do, but they know they need to step back and enjoy it because it's a special night for many special reasons. Lastly, we talked about the game. Yes, it's Senior Night. Yes, it's for the conference championship. Yes, it's versus Wayne. But at the end of all of that, it's a football game. Go out there and pop pads one time and they will settle in to doing what they have already done many times. They should be confident that they have what it takes because of how they have prepared. Regardless of the team across from them or what the game will mean before or after.

Who are Wayne's key players, and what do they do well, and how do you slow them down?

Wayne has many key players. Offensively, they have many weapons. They have a receiving corps that is the best we have seen all year and a great QB to get them the ball. They also have a talented backfield with an impressive offensive line to block for them. Defensively, their line controls the line of scrimmage well and their secondary doesn't give much space to throw the ball. They are Wayne. They are always good. And that's why this is always a good game. We are grateful for the challenge this Friday.



PREPS POSTGAME

FAIRMONT 17, SPRINGFIELD 13



Fairmont's Logan Doty is tackled by the Springfield defense as he carries the ball on Friday at Springfield. BILL LACKEY/STAFF

Fairmont tops Springfield with TD in waning moments

By Marcus Hartman
Staff Writer

SPRINGFIELD — As a pivotal play with time running down in the fourth quarter ended at Springfield High School Stadium on Friday night, both teams broke into a celebration simultaneously. Only one's good feelings would last, though, and when the final seconds ticked off, Fairmont faithful wore the smiles while Springfield's left their home field dejected.

"Yeah, he was in," Fairmont head coach Dave Miller said after his team beat Springfield 17-13. "We preached handing the ball to the official. It looked bad because the ball kind of came back onto the field."

The play in question was a 1-yard run by Logan Doty, who lined up in the triple I and followed two blockers across the goal line with his team trailing 13-10 and under 20 seconds to play.

He lost the ball before hitting the ground, and Springfield players and fans began to celebrate when safety Quenta Wafer Jr. came up with it.

But an official ruled Doty had broken the plane before he lost the ball. The touchdown counted, and the Firebirds led 17-13 after Max Gehring's PAT kick.

"I knew I was in the end zone, but my initial thought when I let go of the ball was just to get on it and try to find it," Doty said. "But everybody on our side started to cheer, and that's when the weight was lifted off my chest."

After Gehring boomed a touchback on the ensuing kickoff, Springfield got the ball at its 20 with 15 seconds left, but a desperate series of laterals ended near midfield with no time on the clock.

That left Fairmont to celebrate improving to 7-2 overall and 5-1 in the GWOC while Springfield

fell to 5-4 and 4-2 in the league. With Centerville beating Springboro 28-10, the Firebirds and Elks will head into Week 10 with a chance to be co-champions if both win.

"Words can't describe it," Miller said. "Just a great high school football game. I mean, we knew it coming in. You come up here and these are the champs. They've been in the state championship the last three years. Coach Douglass and staff do great job. Their kids played their butts off. Just a great high school football game. And proud of our kids. They did a great job."

The Firebirds got out to a 10-0 lead early thanks in no small part to great field position.

They started their first possession at the Springfield 45 after Logan Wilkins threw Springfield quarterback Brent Upshaw for a loss on a fourth-and-2.

Fairmont took over and went 25 yards to set up a Gehring field

goal of 37 yards with two minutes left in the first quarter. That capped a six-play drive aided by three offside penalties on Springfield.

The visitors got it back two plays later when they recovered a fumble at the Springfield 36.

Nine plays later, Doty crashed over the goal line from three yards out to make it 10-0 with 8:21 left in the second quarter. Springfield went three-and-out on its next possession but got a great punt from Nathan Hudson that pinned the Firebirds back at their own 19.

That loomed larger when Miller gambled on fourth-and-1 at the Fairmont 28 and Doty was stuffed by Jahmiere Daniels for no gain.

Springfield took advantage, going 28 yards in six plays and cashing in when Deontre Long went around right tackle for a

Fairmont continued on 2



Springfield's Deontre Long avoids a tackle by Fairmont's Skyler Sliffer on his way to a touchdown. BILL LACKEY/STAFF

as Wafer, the holder, was tackled after taking the snap and trying to run with it.

Springfield coach Maurice Douglass delivered a lengthy

address to his team on the field after the game but only wanted to congratulate his opponent before heading to the locker room when that was done.

"I want to congratulate Coach Dave Miller and his team," Douglass said. "They did a great job."

Springfield will finish the regular season Thursday night at Northmont before beginning the playoffs, likely at home.

Fairmont entered the night two spots ahead of the Wildcats at No. 2 in the Division I, Region 2 playoff standings.

The Firebirds will be at home next Friday against Beaver Creek while Centerville will take on rival Wayne.

Miller praised his team for its resilience.

"Could have tanked it there when they went down and scored, but we battled back," Miller said. "Kept battling, made some plays there. And Brock Baker, can't say enough about him, and just the leader that he is on our team. But guys just made plays."

Contact this reporter at 937-815-4615 or email Marcus.Hartman@coxinc.com.

ROUNDUP

Centerville 28, Springboro 10

Parker Johnson ran for two fourth-quarter touchdowns to help Centerville pull away for a 28-10 win at Springboro on Friday.

With the win Centerville holds onto its spot tied atop the Greater Western Ohio Conference with Fairmont.

Shane Cole put Centerville on the board late in the first half to send the teams into the break tied 7-7.

In the third quarter Cole hit Ryan Swanson on a screen pass that Swanson ran in from 26 yards to put Centerville ahead 14-7.

In the fourth quarter Johnson ran for two more scores to put the game away.

Centerville improved to 7-2 overall, 5-1 in the GWOC, and will host Wayne in the regular season finale next week.

Wayne 44, Beavercreek 6

Tyrell Lewis finished 16-of-21 for 271 yards with four passing touchdowns to lead Wayne. Isaiah Thompson tacked on two rushing TDs and Teauhn Hunter hauled in two passing scores. Dana Johnson-Dennis scored the lone touchdown for Beavercreek.

Miamisburg 30, Northmont 27

Reece Hammond nailed a 23-yard field goal with under three minutes to play to give Miamisburg the lead and the defense held on for the win.

Hamilton 38, Colerain 0: Gracen Goldsmith ran in the first three touchdowns for Hamilton, R.J. Shepherd-Ruffin hauled in a 27-yard TD pass from Antonio Mathis and Mason Holbrook tacked on a one-yard rushing score.

Goldsmith finished with 153 rushing yards. Jailen Morris led the defensive effort with two interceptions.

Wayne Preview

Wayne Warriors

Huber Heights, OH
Montgomery County

2024 Wayne Football (5-4)

Coach: Roosevelt Mukes Jr.

Division I, Region 2



Offensive Leaders - Conference Games

	TEAM	G	YDS	YPG	RUSH	RUSH YPG	PASS	PASS YPG	PTS	PTS/G
1	Wayne	6	2186	364.3	871	145.2	1315	219.2	181	30.2
2	Fairmont	6	1871	311.8	1504	250.7	367	61.2	188	31.3
3	Springfield	6	1658	276.3	785	130.8	873	145.5	152	25.3
4	Centerville	6	1556	259.3	1039	173.2	517	86.2	188	31.3
5	Springboro	6	1483	247.2	580	96.7	903	150.5	117	19.5
6	Northmont	6	1454	242.3	863	143.8	591	98.5	87	14.5
7	Miamisburg	6	982	163.7	544	90.7	438	73.0	69	11.5
8	Beavercreek	6	946	157.7	776	129.3	170	28.3	61	10.2

Defensive Leaders - Conference Games

	TEAM	G	YDS	YPG	RUSH	RUSH YPG	PASS	PASS YPG	PTS	PTS/G
1	Springboro	6	1207	201.2	790	131.7	417	69.5	87	14.5
2	Centerville	6	1214	202.3	453	75.5	761	126.8	81	13.5
3	Springfield	6	1371	228.5	580	96.7	791	131.8	79	13.2
4	Fairmont	6	1509	251.5	748	124.7	761	126.8	86	14.3
5	Wayne	6	1515	252.5	1012	168.7	503	83.8	104	17.3
6	Miamisburg	6	1645	274.2	997	166.2	648	108.0	196	32.7
7	Beavercreek	6	1859	309.8	1117	186.2	742	123.7	220	36.7
8	Northmont	6	1931	321.8	1353	225.5	578	96.3	190	31.7

Wayne Key Players



Senior Spotlight

Tyrell Lewis Quarterback #1



What are your goals after high school?
To create generational wealth for my family.

What is your favorite football memory?
Starting at varsity QB the first game of the year, my freshman year vs. Dunbar.

What advice do you have for underclassmen?
To always be confident no matter what and to never take criticism from someone you wouldn't take advice from!

Who is your hero? Why?
My dad because he is a great role model, very hardworking, and willing to do anything for his family.

What is your favorite Wayne tradition?
Our pregame song "In the Air Tonight" before every game.

Who do you want to thank for supporting you?
My parents, coaches, and teammates because they have trusted me and helped me become who I am today.



Offense Season Stats

PASSING											RUSHING						
G	ATT	CMP	YDS	YPG	AVG	PCT	TD	INT	LNG	RAT	ATT	YDS	YPG	AVG	LNG	TD	FUM
5	92	63	1072	214.4	11.7	68.5	14	2	64	212.2	14	75	15.0	5.4	27	0	0

Offense Season Stats

8	Jamier Averette-Brown	Sophomore	WR	6-0	165
---	-----------------------	-----------	----	-----	-----

RECEIVING							RUSHING						
G	REC	YDS	YPG	AVG	LNG	TD	ATT	YDS	YPG	AVG	LNG	TD	FUM
9	36	649	72.1	18.0	64	8	13	167	18.6	12.8	46	1	2

Defense Season Stats

TACKLES						FUMBLES			INTERCEPTIONS				
G	TOT	SOLO	AST	SACK	TFL	FF	FR	INT	YDS	LNG	TD	PD	
9	54	35	19	8.0	12.5	0	0	1	8	8	0	0	



Elks - Warriors 2023

Friday, October 20, 2023



Centerville

16

CEN
WAY

	1	2	3	4	T
CEN	0	9	7	0	16
WAY	12	7	7	6	32

32

Wayne



Team Stat Comparison

	CEN	WAY
1st Downs	17	17
Total Yards	225	258
Passing Completions	11	7
Passing Attempts	30	13
Passing Yards	72	133
Passing Average	2.4	10.2
Rushing Attempts	39	42
Rushing Yards	153	125
Rushing Average	3.9	3.0
3rd Down Efficiency	4-16	7-12
4th Down Efficiency	3-6	0-1
Penalties	4-50	5-48
Turnovers	1	0
Possession	24:46	23:14





WAYNE HIGH SCHOOL

VARSITY FOOTBALL - 2024

Location: Huber Heights, OH
Nickname: Warriors
Colors: Red, White and Black
Conference: GWOC
Enrollment: 1800
Superintendent: Jason Enix
Principal: Brent Carey
Athletic Director: Joe Penno
Athletic Trainer: Kelly Bearsby, Jonny Nemeth, Tyler Buhring

Head Coach: Roosevelt Mukes Jr.
Assistant Coaches: Chris Boyce, A.J. Lash, Jeff Smith, Guy Victoria, Cole Newsome, Charles Kash, Brian Vance, Grant Risner, Robert Price, Robert Redd, Aaron Curtis, Tyler Ekbreg
Equipment Coordinator: Bill Faur
Video: William Studebaker
Stats: Todd Anderson & Garrett Skare
Team Physicians: Dr. Harrington & Dr. Klosterman



Conference Championships: WOL 1985, 1987-90, 94, 00 **GWOC** 2001, 02, 03, 05, 09, 10, 13, 15, 16

Overall Appearances: 1987-90, 94, 99, 00, 02, 03, 05, 06, 08, 09, 10, 12, 13, 14, 15, 16, 17, 18, 20

State Appearances: 1999, 2010, 2014, 2015 **State Runner-ups:** 1999, 2010, 2014, 2015 **State Championships:**

No.	Name	Year	Ht./Wt.	Position
1	Tyrell Lewis	2025	6'1"/195	QB
2	Aden Vaughn	2025	6'2"/190	DB
3	Teaunn Hunter	2025	6'0"/175	WR/DB
5	Jussiah Williams-West	2025	6'2"/180	DB
6	Gauge Miesse	2025	6'2"/190	WR
7	Ka'Mauri Smith	2025	6'5"/220	WR/TE
8	Jamier Averte-Brown	2027	6'0"/165	WR
9	JD Bryant	2025	6'2"/245	DL
10	Jerald Battles	2026	5'11"/180	DB
11	Amare Gordon	2025	6'0"/180	DB
12	Sean Westmoreland	2025	5'10"/160	DB
13	Kye Graham	2028	6'1"/165	QB
14	Carson Limberg	2025	6'0"/160	K
15	Javion Lewis	2026	6'0"/215	DL
16	Dylan Combs	2028	5'11"/160	QB
17	Avant Hunter	2026	6'2"/240	DL
18	Aaden Curtis	2027	6'1"/145	WR
19	Mekhi Collins	2025	5'10"/170	DB
20	Coretni (CJ) Owens	2025	6'2"/185	LB
21	Brayden Redd	2026	5'11"/155	DB
22	Isaiah Thompson	2026	5'11"/195	RB
23	Sean Heisle	2026	6'1"/165	DB
24	Kash Jordan	2027	5'10"/165	DB
25	Dajon Nalls-Oliver	2027	5'10"/175	RB
26	Jonathan Williams Jr.	2026	5'11"/180	DB
27	Durrell Pope Jr.	2026	5'8"/165	RB
28	Ryder Penrod	2028	5'6"/130	WR
29	Nasir Strodes	2028	5'7"/130	DB
30				
31	Derrick Stinnett	2027	5'7"/140	DB
32	Robert Johnson	2027	5'5"/140	RB
33	Lorenzo Denson	2028	5'11"/170	RB
34	Tymayne Burdine	2027	5'6"/140	DB
35	Connor Fallen	2028	5'9"/135	DB
37	Evan Dixon	2028	5'7"/125	DB
38	Larry Walker Jr.	2025	5'8"/205	RB
39	Elijah Hursh	2028	5'11"/170	DB
40	Elijah Nedd	2027	6'0"/190	LB
41	Dontae Dorsey Jr.	2027	5'8"/110	DB
42	Jacob Hall	2026	5'10"/190	LS
43	Jay'den Hughes	2026	5'8"/185	RB
44	Kory Minor	2028	6'0"/205	LB
45	Tyren James-Manley	2028	5'7"/120	DB
46	Michael Fleetwood	2028	5'4"/145	DB
47	Ricco Campbell Jr.	2028	5'5"/110	DB
48	Brayden Kraft	2028	5'5"/110	DB
49	Kevin Turner	2027	6'0"/180	LB
50	Alex Lawson	2027	5'10"/265	OL

No.	Name	Year	Ht./Wt.	Position
51	Josiah Harper	2027	5'8"/175	LB
52	Rhyan Durant	2028	6'3"/185	LB
53	Cameron Frost	2026	5'6"/160	LB
54	Gavin Laberacki	2026	5'10"/205	LB
55	Chris Johnson	2025	6'4"/250	OL
56	Nehemiah Smith	2028	6'1"/155	LB
57				
58				
59				
60	Mason Wiwi	2028	5'10"/185	OL
61				
62	Braxton Kee	2026	5'10"/230	OL
63	Tramale (T.J) Forbes	2025	5'8"/250	DL
64	Ryder McCabe Hammergren	2027	6'1"/230	OL
65	Silas Nuckles	2028	5'11"/220	OL/DL
66	Trent Clawson	2027	6'1"/260	OL
67	Michael Hamby	2026	6'4"/290	OL
68	David Collins	2028	6'5"/240	OL
69				
70	Gabriel Clyne	2028	6'2"/290	OL
71	Logan Feltner	2026	5'10"/230	OL/DL
72	Wyatt Armitage	2027	5'11"/255	OL
73	Dakodes Jones	2028	6'0"/205	DL
74				
75	Charles Brooks	2028	5'8"/165	DL
76	Cullen "Quay" Nelson	2025	6'4"/265	OL
77	Paxton Tengesdahl	2026	6'2"/285	OL
78				
79	Jaydon Heinrich	2027	5'10"/230	K
80	Alex Moncrief	2026	5'9"/155	WR
81	Ra'von Wright	2028	5'7"/120	WR
82	Tremaine Chappell Jr.	2028	5'10"/145	WR
83	James Dyer IV	2028	5'4"/110	WR
84	Grayson Merris	2028	5'5"/120	WR
85	Ayden Raps	2028	5'9"/140	WR
86	Jahvey Johnson	2028	5'5"/130	WR
87				
88	Kevin Harris III	2028	6'1"/140	WR
89	Terrence Williams Jr.	2027	5'9"/160	WR
90	Ka'don Nolan	2028	5'11"/170	DL
91	Imani Howard	2027	5'10"/250	DL
92	U'kno Crochran	2028	5'8"/165	DL
93	Dorien Alcorn	2028	5'11"/190	DL
94	Hayden Macy	2027	5'11"/215	DL
95	Alex Corbin	2026	6'0"/230	DL
96	Ben Wijbrandus	2026	6'0"/250	DL
97	Sincere Watson	2028	5'10"/215	DL
98				
99	Day'auan Steele	2028	6'1"/190	DL

Drew Pasteur's Matchup

PICK: Centerville to win by 9

#33 Centerville Elks (6-3) 158.8

Regular season projections

7-3 record

25.31 Harbin points (divisor 99)

#2 seed in R2 playoffs

Playoff chances now

appears locked in and home twice

Depending on the next game

Win: 25.31 (24.65-26.02) 100% home twice,
proj. #2 (#1-#3), [Beavercreek \(3-6\)](#) 42%

Lose: 21.43 (20.77-22.13) 100% home twice,
proj. #3 (#3-#4), [Dublin Coffman \(1-8\)](#) 54%

Schedule and results

08/23 (week 1) W 31-21 A [#35 Lakota East \(6-3\) D1 R4](#), pick: W by 22 (84%), perf. rating 176
08/30 (week 2) L 34-10 H [#10 St Xavier \(6-3\) D1 R4](#), pick: L by 14 (24%), perf. rating 139
09/06 (week 3) L 44-23 H [Carmel IN \(3-6\) D1](#) (est. opp. rating 154)
09/13 (week 4) W 31-28 A [#29 Kettering Fairmont \(7-2\) D1 R2](#), pick: W by 2 (55%), perf. rating 167
09/20 (week 5) L 17-3 H [#58 Springfield \(5-4\) D1 R2](#), pick: W by 3 (56%), perf. rating 128
09/27 (week 6) W 48-13 A [#290 Beavercreek \(3-6\) D1 R2](#), pick: W by 30 (97%), perf. rating 162
10/04 (week 7) W 33-13 A [#233 Miamisburg \(2-7\) D2 R8](#), pick: W by 31 (98%), perf. rating 148
10/11 (week 8) W 45-0 H [#220 Northmont \(2-7\) D1 R2](#), pick: W by 27 (96%), perf. rating 179
10/18 (week 9) W 28-10 A [#73 Springboro \(5-4\) D1 R2](#), pick: W by 3 (58%), perf. rating 176
10/25 (week 10) H [#56 Wayne \(5-4\) D1 R2](#), pick: W by 9 (72%)

Schedule and results

08/23 (week 1) W 31-13 A [#152 Fairfield \(2-7\) D1 R4](#), pick: W by 2 (54%), perf. rating 160
08/30 (week 2) L 45-40 H [#43 Pickerington Central \(7-2\) D1 R3](#), pick: W by 12 (73%), perf. rating 147
09/06 (week 3) L 45-21 H [Lawrence North IN \(9-0\) D1](#) (est. opp. rating 192)
09/13 (week 4) L 28-6 A [#73 Springboro \(5-4\) D1 R2](#), pick: W by 7 (66%), perf. rating 116
09/20 (week 5) L 43-22 H [#29 Kettering Fairmont \(7-2\) D1 R2](#), pick: W by 1 (52%), perf. rating 127
09/27 (week 6) W 30-14 A [#220 Northmont \(2-7\) D1 R2](#), pick: W by 9 (72%), perf. rating 145
10/04 (week 7) W 36-6 A [#58 Springfield \(5-4\) D1 R2](#), pick: L by 23 (7%), perf. rating 198
10/11 (week 8) W 43-7 H [#233 Miamisburg \(2-7\) D2 R8](#), pick: W by 30 (98%), perf. rating 168
10/18 (week 9) W 44-6 H [#290 Beavercreek \(3-6\) D1 R2](#), pick: W by 34 (99%), perf. rating 163
10/25 (week 10) A [#33 Centerville \(6-3\) D1 R2](#), pick: L by 9 (28%)

#56 Wayne Warriors (5-4) 151.9

Regular season projections

5-5 record

12.49 Harbin points (divisor 99)

#8 seed in R2 playoffs

Playoff chances now

appears locked in and likely home

Depending on the next game

Win: 17.03 (17.03-18.34) 100% home, 2% twice,
proj. #5 (#4-#7), [Northmont \(2-7\)](#) 45%

Lose: 12.49 (12.49-14.46) 100% in, 99% home,
proj. #8 (#6-#9), [Middletown \(4-5\)](#) 92%

Centerville

Wayne

Centerville - Wayne Rivalry

35

Centerville
Victories



33

Wayne
Victories

Season	Winner	Elks	Warriors	#	Season	Winner	Elks	Warriors	#
2024	TBD	TBD	TBD	70	1991	Centerville	29	12	34
2023	Wayne	16	32	69	1990	Wayne	3	9	33
2022	Centerville	38	35	68	1989	Wayne	7	17	32
2021	Wayne	21	42	67	1988	Wayne	3	14	31
2020	Wayne	10	20	66	1987	Wayne	14	44	30
2020	Wayne	23	28	65	1986	Centerville	28	13	29
2019	Centerville	27	21	64	1985	Wayne	15	26	28
2018	Wayne	21	35	63	1984	Centerville	28	20	27
2017	Centerville	39	22	62	1983	Centerville	33	0	26
2016	Wayne	8	45	61	1982	Centerville	10	7	25
2015	Wayne	17	56	60	1981	Wayne	6	14	24
2014	Centerville	19	14	59	1980	Centerville	35	6	23
2013	Wayne	35	42	58	1979	Centerville	51	14	22
2012	Wayne	10	26	57	1978	Centerville	42	6	21
2011	Centerville	63	35	56	1977	Centerville	31	10	20
2010	Wayne	33	36	55	1976	Centerville	45	0	19
2010	Wayne	10	34	54	1975	Centerville	24	0	18
2009	Wayne	20	42	53	1974	Wayne	0	31	17
2008	Centerville	31	14	52	1973	Wayne	13	28	16
2007	Centerville	28	21	51	1972	Centerville	27	0	15
2006	Centerville	21	13	50	1971	Wayne	16	22	14
2005	Wayne	28	29	49	1970	Wayne	0	22	13
2005	Wayne	0	38	48	1969	Centerville	14	2	12
2004	Centerville	35	27	47	1968	Wayne	14	22	11
2003	Wayne	20	21	46	1967	Centerville	8	0	10
2002	Wayne	0	24	45	1966	Wayne	6	36	9
2001	Wayne	7	48	44	1965	NO GAME			
2000	Wayne	17	20	43	1964	NO GAME			
1999	Centerville	35	14	42	1963	Centerville	40	8	8
1998	Centerville	37	10	41	1962	TIE	6	6	7
1997	Centerville	49	28	40	1961	Centerville	14	0	6
1996	Wayne	26	35	39	1960	Wayne	6	29	5
1995	Centerville	34	6	38	1959	Centerville	28	6	4
1994	Wayne	23	24	37	1958	Centerville	34	6	3
1993	Centerville	29	6	36	1957	Centerville	32	0	2
1992	Centerville	35	0	35	1956	Centerville	20	0	1

Meet the 2024 Captains



Being chosen by the coach or elected by your teammates to team captain should be seen as a huge honor for any young athlete. ...

It means your coach/team see characteristics in you that mark you out as a good leader, a team player, and someone who the rest of the team can look up to.



Jackson Puckett



Kuol Kuol



Matthew Jones







Andrew Erwin



Mason Keely



Jacob Taylor

Dream School	Undecided	Purdue University	Undecided	Case Western or M.I.T.	Best Football Opportunity	Undecided
Favorite Subject in High School	Business	History	History	Math	Anatomy	Business
Favorite Athlete	Luke Keuchely	Paris Johnson Jr.	"Money" Manziel	Johnny Bench	Nick Bosa	Tom Brady
Favorite Food	Chicken Parm	Chipotle	Steak & Potatoes	Bacon	Cheeseburger	Steak
What do you want to do as a Profession	College Football Coach	Accountant or Real Estate	Day Trader	Mechanical Engineer	Orthopedic Surgeon	Finance
Favorite Music / Artist	Sammy Kershaw	Ken Carson	Kanye West	Kameron Marlowe	Luke Combs	Jay Cole
Favorite Movie		ALL SCARY MOVIE <small>Official film series logo Production companies: Dimension Films (1-6), Miramax (4, 6) Distributed by: Miramax Films (1-3), The Weinstein Company (4-6), Paramount Pictures (6) Release date: 2000-present Running time: 423 minutes Country: United States</small>				

Conversation with John

The Legacy of the Black Flag: A Symbol of Relentless Spirit

The Black Flag, carried into every Elks battle, traces its origins to a moment of inspiration on a bus ride. When one coach suggested, "How about a black flag?" the idea took off, rooted in the flag's rich military and pirate history. The concept quickly evolved into a mantra for the team: a commitment to compete fiercely, no matter the odds.

Defined as "giving no quarter," the Black Flag symbolizes an unyielding drive that honors the black-shirt players and coaches who built the program. These athletes, often not endowed with exceptional natural talent, chose to embody relentless effort and attitude daily. The flag now waves as a reminder that every inch of the field must be fought for, a rallying cry for those who refuse to back down. In this tradition, the Black Flag stands as a testament to the heart and grit that define the team's spirit.


Congratulations on the Northmont shutout and the Springboro win last week. As Defensive Coordinator, do you strategize around your opponents strengths or maximizing your players strengths?

We have a very simple strategy vs every opponent. Our players are aware of our opponents both run and pass game philosophy. We will give them a ton of reps vs both using the part to whole teaching philosophy. However our game plan and the plays we use are based around what are players do well. We only talk about our opponents plays, not players. We strive to maximize what our players do well; our entire Summer is used for figuring out what do our players do well and what do we do best as a unit. For example, this season we have an athletic defensive line, so we move them a ton from a bunch of different fronts. We have an OLB that is human wrecking ball and we turn him loose on offenses. We have a defensive end this year that is not big or strong enough to execute at that position at high level for an extended period of time, however he can do it in small doses. He's really athletic, so he comes in for certain packages and he's embraced his role and found himself a home on our defense. As a public school program, we have a large playbook to pull from to be able to adapt to our players from year to year. Bottom line, we want to maximize what are players do well and do what we do!

The Black Shirts have only given up, on average, 50 yards in the first half of the last five games. What do you attribute to this impressive defensive performance?

We have great kids that play extremely hard! The foundation of the Elks program has always been attitude and effort. A bunch of men that can handle hard coaching, high expectations, and don't back down from anyone. The defensive coaches do an excellent job of raising expectations for each player to keep them hungry and humble. Our players have high expectations for themselves and are not afraid to hold everyone, including coaches, to a high standard. They never flinched in the beginning of the season with the tough schedule and stayed true to our standard and our belief system.

One of the team's core values is Tradition, we strive to build an understanding and appreciation for the men who dug the well of the water we drink from. With a tradition of great players comes great responsibility to those coming after them to keep the legacy alive. As coaches we enter the stadium down Bob Gregg Drive and the day I don't get goose bumps doing that, will be the day I walk away. Our players know the names of our great players like Matt Bradley, John Ebrenberger, Pat Thomas, Keith Bertram, Adam Taylor, Greg Bell, Connor Donini, Kyle Rose, Michael Thomas, Jay Mastin, and the Replogle brothers. They understand the bedrock of this program was built by guys who wore black jerseys during practice. They embrace this responsibility.



John Puckett

Defensive Coordinator (DC) Defensive Backs (DB) Coach

1999-2004 - Flint Hamady High School/ Flint, MI - OC/QB (player)

2005 - Chaminade - Julienne High School - DB (player)

2006-2008 - Hamilton High School - DB / Co DC

2009 - Richmond High School/ Richmond, IN - DB

2010-2014 - Centerville High School - DB / DC

2015 - Goose Creek High School/ Goose Creek, SC - LB

2016-2017 - Centerville High School - DC

2018-2020 - Butler High School - Head Coach

2021-Present - Centerville High School - DC / DB

Conversation with John

Relentless Pursuit is quite obvious when you watch the Centerville Elks defensive players. How does a player develop this skill?

One of the biggest things I learned from Ron Ullery was, players will match whatever standard you set for them. Whether the bar is low or high, they will meet whatever expectation you set for them. Our standard is no loaf. We define a loaf as a change in speed. Our expectation is you are going full speed from the snap through the whistle and any change in speed is considered a loaf. We punish loafs with up-downs for the entire unit and everyone knows who is responsible for it. We start this in the summer when running our pursuit drills. We get a change in speed by someone, we start the drill over again. We don't move on from the drill until we get no loafs. I emphatically believe that you can make up for assignment mistakes or lack of athletic ability by simply playing as hard as you can. Everyone is capable of playing with 100% effort, it's a controllable that we want to maximize. Most importantly, our players believe in this philosophy as well and hold each other accountable for their effort. Coaches and players share the responsibility of developing the belief system of no loafs. Effort is 100% you vs you; you have to make the choice to give everything you got each play. The responsibility lies in developing relationships with each other so we care enough to give everything we got on each play. I could go on and on about this topic and the value it brings to the culture of a team or unit. When I interview coaches and I get an answer of not coaching effort, I refuse to hire that coach. If I don't give 100% effort, then how can I expect the other coaches and players to give all they got. The speed of the leader dictates the pace of the pack!

Giving No Quarter / Asking No Quarter are group characteristics of the Black Shirts. What are examples during a practice, and during a game?

Give No Quarter is a cool way of saying Take No Prisoners or the old chant from the original Mad Max movie, 'Two Men enter One Man Leaves.' We want our mindset to be, 'Plant the Flag!' We are going to fight, scratch, claw, or do whatever it takes to compete. It goes back to the effort, everything we do on defense always comes back to effort. We want to play with the edge that we're not going to give an inch. If you want that inch, you are going to have to take it. Lock the gates and set the ball!

In practice, are we stressing the fundamentals? Are we executing the fundamentals of our position at a high level? In a game, are we tackling well? Is our pad level high? Are we coming off the ball? If we get blown off the ball, then we are not playing with the edge we strive for every day.



Conversation with John

You enjoy a round of golf and your youngest son plays golf for Centerville. In your opinion what does football and golf have in common?

Football and golf are alike in a few ways. To become a good football player at the high school level you have to develop a work ethic in the weight room and practice field to get the necessary reps to develop the skill needed to execute at your position. In order to become a valued member of a team of 11 on the field, you have to develop the discipline to execute your job each play regardless of what happened the play before. To become a good golfer, you have to work hard at developing your swing with countless repetitions and develop the discipline to play each shot regardless of the outcome of the previous shot. My son has never really played football and I'm okay with that, he has to have his own experiences. However, as a father, golf has taught him the value of, if you want to be good at something, you have to put in the work to earn it. Golf has taught him the value of handling his emotions when things are not going the way you want them to. Golf has taught him he has to be prepared to play the next shot regardless of the circumstance your previous shot put you in. Just like life, regardless of the situation your previous choice has put you in, you have to be prepared to do the next right thing. I think every father wants his sons to grow up learning the value of a work ethic, the value of discipline, and the value of dealing with adversity.

All of this boils down to these things:

- *We focus on ourselves instead of comparing ourselves to others*
- *We focus on our effort and being thankful for the people that came before us and the people that help us*
- *We work and compete relentlessly for the things we want*
- *We develop tools or a plan on how to develop discipline and how to deal with adversity*



Jake Puckett



Football and Golf

What football and golf have in common, according to a Top 100 Teacher



BRIAN MOGG

Brian Mogg - Director of Instruction

Director of Instruction for the Waldorf Aaloria Golf Academy since 2011. Brian has been recognized as a Golf Magazine's Top 100 Teacher for 20 consecutive years. Earning accolades as Golf Digest Magazine's Top 50 Coach from 2010-2018, Brian is regularly ranked as one of the top coaches in the state of Florida. Brian's PGA Tour and LPGA Tour students have won 30 events since 2001 including 2 Majors and 1 USGA Championship. He has 4 additional Academies around the world located in Washington, Hawaii, Canada and Korea.

An accomplished player at Ohio State University, Brian has played on the PGA Tour player and is a frequent competitor on the Champions Tour. Brian has qualified for 10 USGA Championships in his playing career. With a large online presence including videos and instruction for all golfers, he is a consistent contributor to Golf Magazine and Golf.com and a brand ambassador for Taylor Made and Nike Golf.

Despite what the naysayers proclaim, golf is indeed a sport. Although it may not incorporate the fast-paced nature of others, golf still fits the definition of a sport and is played by some of the best athletes in the world. And despite not being as fast-paced as others, having talent in other sports can vastly improve your golf game.

That's the theme of this week's Home Practice series — incorporating skills from another sport, specifically football, to improve your golf game. You won't be tackling any competitors on the course any time soon (unless you're Happy Gilmore), but football still has many aspects that can assist your golf game.

Study the images below as GOLF Top 100 Teacher Brian Mogg explains how to incorporate football skills into your game.



Quarterback arms

Although a quarterback taking a snap from under center is becoming more and more rare, it still does happen on occasion. Next time you see your favorite team's quarterback taking a snap under center, observe his posture. Knees bent, arms away from his body with plenty of freedom to make an athletic move. This is the kind of posture you should strive for when setting up to the golf ball.

"You want to be in a position where you've got natural space in between your hand and your legs," Mogg says. "Your hands are outside your shoulders, never under ... Now I've got all this room to swing with a big arc."

If you can mimic the setup position of a quarterback under center, you'll have plenty of room to make a full turn for a powerful and athletic swing.

Inside path

Whenever a kicker lines up for a kick, you'll notice they are typically a little offset from the ball. As they approach the ball, they come from the inside and swing their leg on an in-to-out path. This is very similar to the path you want your clubhead on as it comes into the ball.

"Just as I go to lead with my right heel, the golf swing is the same way," Mogg says. "I want to get my path coming down. I want to lead from my right heel staying inside my toe to re-inforce that inside path."

If you can match up your club path to that of a kicker, you'll be on the correct swing plane and on track for solid contact.



Football and Golf

Club support

Next time you see a quarterback wind up to make a throw, notice the position of his right arm. It will typically be in a nice L-shape behind him as he supports the ball and makes a throw. This position puts him in a place where he can put all of his leverage, power and speed into it. It's a position you want to mimic at the top of your backswing as you support the club.

“You want that right arm to be in position to support the club,” Mogg says. “My right arm supports the club. My right hand is under the club. When you swing back, mimic what the quarterbacks are doing ... This is an athletic move.”

Try to think of yourself like a quarterback when you make a backswing and you'll definitely be in an athletic position to start down toward the ball.



Balance

You shouldn't be running very much on the course, but you do want to be in an athletic position during your swing. Look at the way a linebacker lines up as the play is about to start. Knees bent and on the balls of his feet as he prepares to make chase one way or the other. That balance is something you want to have in your swing.

“Great balance allows for great movement,” Mogg says. “When I get over my shot, I need to be on the balls of my feet. I want to make sure my center — my nose to my sternum — is between my knees ... When I get over my shot, I want to make sure my shoulders and knees match.”

If you can find this balance that is seen in football and other sports, you'll be in position to hit great shots.



Springboro Game Stats



CEN vs SBR (FINAL)
(10/18/2024 at Care Flight Field)
Springboro, OH

TEAM	CEN (VISITOR)	SBR (HOME)
First Downs	18	11
--Rushing	15	3
--Passing	2	6
--Penalty	1	2
Rushing Attempts	38	21
Yards Gained Rushing	232	72
Yards Lost Rushing	6	23
Net Yards Rushing	226	49
Net Yards Passing	88	150
--Passes Attempted	15	28
--Passes Completed	10	15
--Had Intercepted	0	0
Total Offensive Plays	53	49
Total Net Yards	314	199
--Average Gain Per Play	5.9	4.1
Fumbles: Number / Lost	1 / 1	1 / 0
Penalties: Number / Yards	8 / 97	6 / 54
Number of Punts / Yards	4 / 124	7 / 262
--Average Per Punt	31.0	37.4
Punt Returns: Number / Yards	2 / 18	1 / -1
Number of Kickoffs / Yards	5 / 298	3 / 174
--Average Per Kick	59.6	58.0
--Touchbacks	3	2
Kickoff Returns: Number / Yards	1 / 21	2 / 28
Interception Returns: Number / Yards	0 / 0	0 / 0
Fumble Returns: Number / Yards	0 / 0	1 / 16
Miscellaneous Yards	0	0
Possession Time	25:47	22:13
Third Down Conversions	7 of 12	4 of 14
Fourth Down Conversions	1 of 1	0 of 0
Redzone Conversions:	2 of 2	1 of 1
Redzone Touchdowns:	2	0
Redzone Field Goals Made:	0	1
Sacks By: Number / Yards	2 / 19	0 / 0

Offensive Statistics

Centerville VISITOR

No	Rushing	Att	Gain	Lost	Net	TD	Long
5	Shane Cole	17	144	0	144	1	27
28	Parker Johnson	19	83	2	81	2	14
12	Ethan Ireland	1	5	0	5	0	5
0	TEAM	1	0	4	-4	0	0
Total		38	232	6	226	3	27

No	Passing	Att	Cmp	Int	Yds	TD	Long	Sacks
5	Shane Cole	15	10	0	88	1	26	0
Total		15	10	0	88	1	26	0

No	Pass Receiving	No	Yds	TD	Long
9	Ryan Swanson	6	72	1	26
18	J.P. Mercer	2	6	0	6
81	Josh Becker	1	7	0	7
20	Soren Vitas	1	3	0	3
Total		10	88	1	26

No	All-Purpose	Run	Rcv	KR	PR	IR	Total
5	Shane Cole	144	0	0	0	0	144
28	Parker Johnson	81	0	0	0	0	81
9	Ryan Swanson	0	72	0	0	0	72
8	Andrew Erwin	0	0	21	18	0	39
81	Josh Becker	0	7	0	0	0	7
18	J.P. Mercer	0	6	0	0	0	6
12	Ethan Ireland	5	0	0	0	0	5
20	Soren Vitas	0	3	0	0	0	3
Total		230	88	21	18	0	357

Springboro HOME

No	Rushing	Att	Gain	Lost	Net	TD	Long
0	TEAM	16	63	4	59	0	16
3	Nick Bratton	1	8	0	8	0	8
2	Drew Balogh	1	0	0	0	0	0
5	Max Miller	3	1	19	-18	0	1
Total		21	72	23	49	0	16

No	Passing	Att	Cmp	Int	Yds	TD	Long	Sacks
5	Max Miller	27	14	0	115	0	35	2
8	Brady Gutman	1	1	0	35	1	35	0
Total		28	15	0	150	1	35	2

No	Pass Receiving	No	Yds	TD	Long
7	Brayden Wilhite	9	53	0	35
2	Drew Balogh	2	68	1	35
6	Jaxon Long	2	18	0	12
8	Brady Gutman	1	6	0	6
0	TEAM	1	5	0	5
Total		15	150	1	35

No	All-Purpose	Run	Rcv	KR	PR	IR	Total
2	Drew Balogh	0	68	14	0	0	82
0	TEAM	59	5	0	0	0	64
7	Brayden Wilhite	0	53	0	0	0	53
6	Jaxon Long	0	18	0	-1	0	17
1	Kam Minter	0	0	14	0	0	14
3	Nick Bratton	8	0	0	0	0	8
8	Brady Gutman	0	6	0	0	0	6
Total		67	150	28	-1	0	244



Offensive Action



Ryan Swanson's 26 yards after catch, along with awesome downfield blocking, equals **Touchdown!**



"Low pads" wins the battle at the line of scrimmage.

Black Shirts Statistics

3-AND-OUT

ANYTHING LESS IS UNACCEPTABLE.

	TACKLES				
	TOT	SOLO	SACK	TFL	PD
Jacob Taylor	5	4	0.0	1.0	0
Jackson Puckett	4	2	1.0	1.0	0
Jacob Buhler	4	2	0.0	0.5	0
Matthew Jones	3	2	0.0	1.5	0
Mason Keely	3	1	1.0	1.0	0
Andrew Erwin	3	1	0.0	0.0	0
Mason Boykin	3	3	0.0	1.0	0
Lucas Mullinger	3	2	0.0	0.0	0
Brady Seeley	3	1	0.0	0.0	0
Ryan McCall	1	1	1.0	1.0	0
Travis Wilbanks	3	0	0.0	0.0	0
A.J. Taylor	2	2	0.0	0.0	0
Quinten Robinson	1	0	0.0	1.0	0
Bryce Bohram-Thomas	1	1	0.0	0.0	1
Dylan Slocumb	1	1	0.0	1.0	0
Ziere Alston	1	1	0.0	0.0	0
Ty Skidmore	1	1	0.0	0.0	0
Jay Holbert	1	1	0.0	0.0	0
Team	43	26	3.0	9.0	1



Defensive Action



Nine Black Shirts pursue and punish the Panther ball carrier



Elks swarm the Panthers, and #84 Mason Keely gets the sack!

Kicking Statistics

No	Punting	No	Yds	Avg	TB	I20	Long
16	Leland Gantz	4	124	31.0	0	0	45
Total		4	124	31.0	0	0	45

No	Punting	No	Yds	Avg	TB	I20	Long
88	Henry Greenberg	7	262	37.4	0	2	44
Total		7	262	37.4	0	2	44

No	Returns*	Punt No	Yds LP	Kickoff No	Yd LP	Int.Pass No	Yds LP
8	Andrew Erwin	2	18 13	1	21 21	0	0 0
Total		2	18 13	1	21 21	0	0 0

No	Returns*	Punt No	Yds LP	Kickoff No	Yd LP	Int.Pass No	Yds LP
6	Jaxon Long	1	-1 0	0	0 0	0	0 0
2	Drew Balogh	0	0 0	1	14 14	0	0 0
1	Kam Minter	0	0 0	1	14 14	0	0 0
Total		1	-1 0	2	28 14	0	0 0

*Fumble Returns Listed on Defensive Statistics Chart.

No	Field Goals	Distance	Result
12	Jay Greenberg	34	Good

No	Field Goals	Distance	Result
12	Jay Greenberg	34	Good

No	Kickoffs	No	Yds	Avg	TB	FC	OB
16	Leland Gantz	5	298	59.6	3	0	0
Total		5	298	59.6	3	0	0

No	Kickoffs	No	Yds	Avg	TB	FC	OB
12	Jay Greenberg	3	174	58.0	2	0	0
Total		3	174	58.0	2	0	0



Leland Gantz, perfect punting, pins Panthers.

Scoring Summary


SCORE BY QUARTERS	1	2	3	4	OT	TOTAL
(V) Centerville	0	7	7	14	0	28
(H) Springboro	0	7	3	0	0	10

Team	Qtr.	Time	Scoring Play	Conversion	Plays/Yds	Score
SBR	2	11:53	Brady GUTMAN Passes to Drew BALOGH COMPLETE TOUCHDOWN, clock 11:53 35 yds	PAT Kick by Jay GREENBERG GOOD.	7 / 80	0 - 7
CEN	2	03:51	Shane Cole Carries(QB Keeper) TOUCHDOWN, clock 03:51 21 yds	PAT Kick by Leland Gantz GOOD.	16 / 80	7 - 7
CEN	3	07:10	Shane Cole Passes to Ryan Swanson COMPLETE TOUCHDOWN, clock 07:10 26 yds	PAT Kick by Leland Gantz GOOD.	7 / 53	14 - 7
SBR	3	02:38	Jay GREENBERG 34 yard Field Goal attempt GOOD, clock 02:38		6 / 25	14 - 10
CEN	4	07:57	Parker Johnson Carries(Hand Off) TOUCHDOWN, clock 07:57 8 yds	PAT Kick by Leland Gantz GOOD.	2 / 40	21 - 10
CEN	4	01:55	Parker Johnson Carries(Hand Off) TOUCHDOWN, clock 01:55 2 yds	PAT Kick by Leland Gantz GOOD.	8 / 45	28 - 10

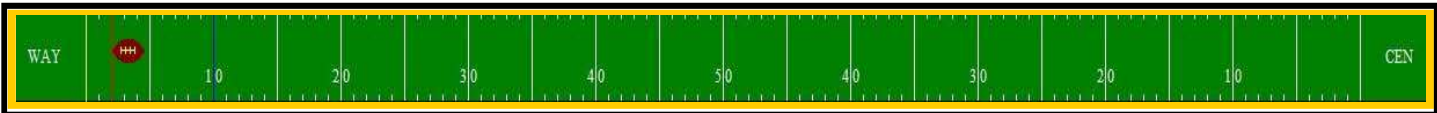
Time of Game: Kickoff: 07:00 PM

End of Game: 09:30 PM

Total Elapsed Time, 2:30



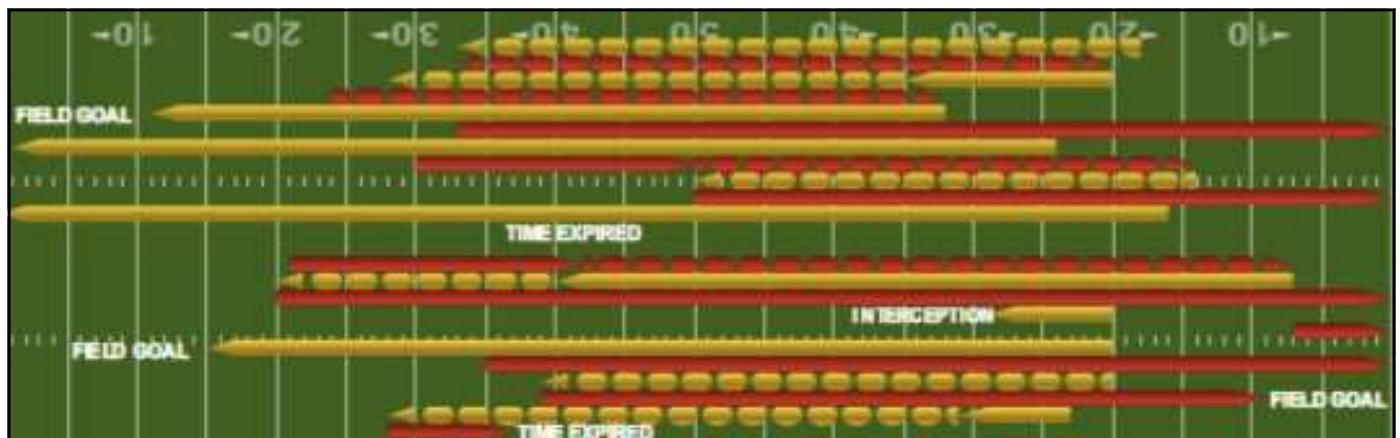
QB Shane Cole pulls away from tacklers to score TD on 56-yard keeper.



#	Team	Drive Started			Drive Ended			Drive Consumed			
		Quarter	Yd. Line	Time	How Obtained	Yd. Line	Time	How Lost	Yards	Plays	Time
1	CEN	1	27	12:00	Kickoff	21	09:07	Punt	-6	6	02:53
1	SBR	1	50	09:07	Punt	Op 43	04:45	Downs	7	9	04:22
2	CEN	1	43	04:45	Downs	Op 39	02:43	Punt	18	3	02:02
2	SBR	1/2	20	02:43	Punt	Op 0	11:53	Touchdown	80	7	02:50
3	CEN	2	20	11:53	Kickoff	Op 0	03:51	Touchdown	80	16	08:02
3	SBR	2	20	03:51	Kickoff	Op 39	00:18	Punt	41	9	03:33
4	CEN	2	5	00:18	Punt	11	00:00	End Half	6	1	00:18
4	SBR	3	15	12:00	Kickoff	20	10:59	Punt	5	3	01:01
5	CEN	3	47	10:59	Punt	Op 0	07:10	Touchdown	53	7	03:49
5	SBR	3	15	07:10	Kickoff	11	04:34	Punt	-4	3	02:36
6	SBR	3	Op 42	04:34	Fumble	Op 17	02:38	Field Goal	25	6	01:56
6	CEN	3	20	02:38	Kickoff	33	00:43	Punt	13	5	01:55
7	SBR	3/4	35	00:43	Punt	32	11:06	Punt	-3	3	01:37
7	CEN	4	28	11:06	Punt	30	09:44	Punt	2	3	01:22
8	SBR	4	25	09:44	Punt	31	08:12	Punt	6	3	01:32
8	CEN	4	Op 40	08:12	Punt	Op 0	07:57	Touchdown	40	2	00:15
9	SBR	4	20	07:57	Kickoff	18	06:36	Punt	-2	3	01:21
9	CEN	4	Op 45	06:36	Punt	Op 0	01:55	Touchdown	45	8	04:41
10	SBR	4	20	01:55	Kickoff	Op 49	00:30	Punt	31	4	01:25
10	CEN	4	9	00:30	Punt	5	00:00	End Game	-4	1	00:30

Centerville	First Quarter	Second Quarter	Third Quarter	Fourth Quarter	First Half	Second Half	Final
Time of Possession	04:55	08:20	05:44	06:48	13:15	12:32	25:47
Third-Down Conversions	1-3	3-4	1-2	2-3	4-7	3-5	7-12
Average Field Position	35	12	33	38	23	36	31
Fourth-Down Conversions	0-0	1-1	0-0	0-0	1-1	0-0	1-1

Springboro	First Quarter	Second Quarter	Third Quarter	Fourth Quarter	First Half	Second Half	Final
Time of Possession	07:05	03:40	06:16	05:12	10:45	11:28	22:13
Third-Down Conversions	3-5	1-2	0-3	0-4	4-7	0-7	4-14
Average Field Position	35	20	30	21	30	26	27
Fourth-Down Conversions	0-0	0-0	0-0	0-0	0-0	0-0	0-0



PLAYERS OF THE WEEK



Alex Brinck
JV Offense



Jacob Buhler
Special Teams



Shane Cole
Offensive Back



James Dmtrik
Scout Defense



Kuol Kuol
Offensive Line



Jason Middleton
Scout Offense



Quinten Robinson
Defensive Back



Jacob Taylor
Defensive Line



Travis Wilibanks
JV Defense



Standings

TEAMS	CONFERENCE				OVERALL				
	W-L	PCT	PF	PA	W-L	PCT	PF	PA	STRK
Fairmont	5 - 1	.833	188	86	7 - 2	.778	251	129	W5
Centerville	5 - 1	.833	188	81	6 - 3	.667	252	180	W4
Springfield	4 - 2	.667	152	79	5 - 4	.556	179	123	L1
Wayne	4 - 2	.667	181	104	5 - 4	.556	273	207	W4
Springboro	3 - 3	.500	117	87	5 - 4	.556	192	124	L2
Beavercreek	1 - 5	.167	61	220	3 - 6	.333	157	246	L4
Miamisburg	1 - 5	.167	69	196	2 - 7	.222	139	245	W1
Northmont	1 - 5	.167	87	190	2 - 7	.222	128	280	L5

Offensive Leaders

PASSING YARDS

YDS

1 . Max Miller, Springboro	1371
2 . Tyrell Lewis, Wayne	1072
3 . Landen Roberts, Miamisburg	779
4 . Brent Upshaw, Springfield	754
5 . Shane Cole, Centerville	746

Complete Leaders

RUSHING YARDS

YDS

1 . Logan Doty, Fairmont	903
2 . Mattias Brunicardi, Springboro	866
3 . Isaiah Thompson, Wayne	844
4 . Parker Johnson, Centerville	713
5 . Zane Piatt, Beavercreek	650

Complete Leaders

RECEIVING YARDS

YDS

1 . Jamier Averette-Brown, Wayne	649
2 . Jaxon Long, Springboro	586
3 . Brayden Wilhite, Springboro	570
4 . Ka'maurri Smith, Wayne	354
5 . Teaunn Hunter, Wayne	335

Defensive Leaders

TACKLES

TACK

1 . Aidan Weimer, Springboro	114
2 . Kyron Dolby, Springfield	97
3 . Jacob Taylor, Centerville	75
4 . Isaiah Doerman, Springboro	73
4 . Skyler Slifer, Fairmont	73

Complete Leaders

SACKS

SACK

1 . Javion Lewis, Wayne	8
2 . Logan Wilkins, Fairmont	7
3 . Mason Keely, Centerville	6
4 . Brady Seeley, Centerville	5
5 . Lucas Mullinger, Centerville	4

Complete Leaders

INTERCEPTIONS

INT

1 . Jamison Webster, Beavercreek	4
2 . Toby Deglow, Fairmont	3
2 . Jussiah Williams-West, Wayne	3
4 . Josh Brodnick, Miamisburg	2
4 . Kelvin Keyes Jr, Beavercreek	2

Road to the Playoffs

TEAMS	Week 1	Week 2	Week 3	Week 4	Week 5	Week 6	Week 7	Week 8	Week 9	Week 10
Lakota East	Centerville	Mason	@Hamilton	Frederick	@Fairfield	Middletown	@Colesburg	Springboro	@Lebanon	@Oak Hills
St. Xavier	Centerville	@Centerville	Indianapolis Cathedral	Wilmore	Northmont	@Elder	Springboro	@Ladawie	St. Ignace	Life Christian Academy
Cornell	Honesdale	Springboro	@Centerville	Springboro	Springboro	@North Central	Springboro	Springboro	Springboro	HSW
Fairmont	Alto	@Troywood	Springboro	Centerville	@Wayne	Marietta	@Northmont	Springboro	@Springfield	
Springfield	Huber Heights	Springboro	Troywood Madison	Marietta	@Centerville	Springboro	Springboro	@Beavercreek	Fairmont	@Northmont
Beavercreek	Springboro	Portz Tech	@Thurgood Marshall	Northmont	Marietta	Centerville	Springboro	Springboro	Springboro	@Fairmont
Marietta	@Centerville	Huber Heights	@Portz Tech	@Springboro	Beavercreek	@Northmont	Centerville	@Wayne	Northmont	Springboro
Northmont	Springboro	Springboro	Wilmore	@Beavercreek	Springboro	Springboro	Fairmont	@Centerville	Springboro	Springfield
Springboro	Little Miami	@Edgewood	@Elder	Wayne	Northmont	Springboro	Springboro	@Fairmont	Centerville	@Marietta
Wayne	Fairfield	Indianapolis Cathedral	Huber Heights	@Springboro	Springboro	Northmont	@Springfield	Marietta	Beavercreek	@Centerville

Rank	Average	Level 1	Level 2	Divisor	City	High School Name	OHSAA School ID	Wins	Losses
1	21.2778	43	165	100	Kettering	Kettering Fairmont	807	7	2
2	21.1444	49	157	100	Galloway	Westland	1686	8	1
3	19.7778	38.5	155	100	Centerville	Centerville	336	6	3
4	15.898	31.5	121.5	98	Springfield	Springfield	1480	5	4
5	14.5808	38.5	102	99	Hilliard	Hilliard Davidson	716	6	3
6	13.1167	37.5	89.5	100	Lebanon	Lebanon	846	6	3
7	12.1056	32	85.5	100	Huber Heights	Wayne	1638	5	4
8	11.4056	32	78.5	100	Springboro	Springboro	1470	5	4
9	8.9833	25.5	61.5	100	Middletown	Middletown	1026	4	5
10	5.9667	19.5	38	100	Dublin	Dublin Jerome	486	3	6
11	5.2389	12.5	38.5	100	Clayton	Northmont	1142	2	7
12	3.5505	16.5	17	99	Beavercreek	Beavercreek	178	3	6
13t	3.3944	13	19.5	100	Hilliard	Hilliard Bradley	713	2	7
13t	3.3944	13	19.5	100	Marysville	Marysville	970	2	7
15	2.8111	5.5	22	100	Grove City	Central Crossing	345	1	8
16	1.8667	6	12	100	Dublin	Dublin Coffman	474	1	8
17	0.7222	6.5	0	100	Hilliard	Hilliard Darby	717	1	8

Drew Pasteur's Ohio Fantastic 50

Ohio High School Football Rankings

1. #1 [Archbishop Moeller \(8-1\)](#)
2. #6 [Lakota West \(8-1\)](#)
3. #7 [St Edward \(5-4\)](#)
4. #10 [St Xavier \(6-3\)](#)
5. #14 [Hamilton \(7-2\)](#)
6. #15 [Mentor \(9-0\)](#)
7. #16 [Elder \(5-4\)](#)
8. #17 [Olentangy Liberty \(7-2\)](#)
9. #21 [Winton Woods \(8-1\)](#)
10. #22 [Pickerington North \(8-1\)](#)
11. #24 [Princeton \(7-2\)](#)
12. #25 [Olentangy Orange \(8-1\)](#)
13. #27 [Gahanna Lincoln \(7-2\)](#)
14. #28 [Upper Arlington \(7-2\)](#)
15. #29 [Kettering Fairmont \(7-2\)](#)
16. #33 [Centerville \(6-3\)](#)
17. #35 [Lakota East \(6-3\)](#)
18. #41 [Hilliard Davidson \(6-3\)](#)
19. #42 [Whitmer \(7-2\)](#)
20. #43 [Pickerington Central \(7-2\)](#)
21. #52 [Canton McKinley \(6-3\)](#)
22. #53 [St Ignatius \(1-8\)](#)
23. #54 [Perrysburg \(8-1\)](#)
24. #56 [Wayne \(5-4\)](#)
25. #58 [Springfield \(5-4\)](#)
26. #61 [Mason \(5-4\)](#)
27. #65 [Olentangy Berlin \(7-2\)](#)
28. #70 [Strongsville \(5-4\)](#)
29. #73 [Springboro \(5-4\)](#)
30. #75 [Jackson \(Massillon\) \(6-3\)](#)
31. #83 [Cleveland Heights \(5-4\)](#)
32. #86 [West Clermont \(6-3\)](#)
33. #89 [Grove City \(6-3\)](#)
34. #90 [Olentangy \(8-1\)](#)
35. #100 [Westland \(8-1\)](#)
36. #103 [Groveport Madison \(5-4\)](#)
37. #104 [Middletown \(4-5\)](#)
38. #113 [Lebanon \(6-3\)](#)
39. #118 [Berea-Midpark \(2-7\)](#)
40. #119 [Westerville North \(5-4\)](#)
41. #121 [Dublin Coffman \(1-8\)](#)
42. #126 [Oak Hills \(4-5\)](#)
43. #149 [Milford \(4-5\)](#)
44. #152 [Fairfield \(2-7\)](#)
45. #155 [Brunswick \(3-6\)](#)
46. #156 [Lorain \(8-1\)](#)
47. #164 [Findlay \(3-6\)](#)
48. #166 [Dublin Jerome \(3-6\)](#)
49. #173 [Hilliard Bradley \(2-7\)](#)
50. #177 [Newark \(6-3\)](#)

Division 1 predictive rankings

Updated Wed 23-Oct-2024 01:17 PM

Week 9 complete

#	School	Ovr.	Rating ▾	Str.
1	Archbishop Moeller (Cincinnati)	8-1	59.90	38.6
2	Lakota West (West Chester)	8-1	51.10	24.1
3	St. Edward (Lakewood)	5-4	50.20	45.8
4	Mentor	9-0	49.60	19.0
5	St. Xavier (Cincinnati)	6-3	48.70	40.5
6	Olentangy Liberty (Powell)	7-2	44.70	27.6
7	Princeton (Cincinnati)	7-2	43.20	29.3
8	Elder (Cincinnati)	5-4	43.00	39.9
9	Winton Woods (Cincinnati)	8-1	42.70	20.9
10	Olentangy Orange (Lewis Center)	8-1	42.20	22.6
11	Upper Arlington (Columbus)	7-2	39.80	23.1
12	Hamilton	7-2	39.30	25.7
13	Pickerington North (Pickerington)	8-1	36.80	15.8
14	Lincoln (Gahanna)	7-2	35.70	20.5
15	Lakota East (Liberty Township)	6-3	35.70	24.9
16	Hilliard Davidson (Hilliard)	6-3	35.60	22.2
17	Pickerington Central (Pickerington)	7-2	35.50	18.2
18	Fairmont (Kettering)	7-2	34.50	20.9
19	Whitmer (Toledo)	7-2	34.10	16.3
20	McKinley (Canton)	6-3	33.70	26.5
21	Perrysburg	8-1	33.60	6.3
22	Olentangy Berlin (Delaware)	7-2	33.30	19.5
23	Centerville	6-3	32.30	23.7
24	West Clermont (Cincinnati)	6-3	31.50	24.2
25	St. Ignatius (Cleveland)	1-8	30.80	49.4

The 2024 Centerville Elks



1	Jacob Taylor	Senior	31	Colton Stowers	Sophomore	62	Isaac Nott	Junior
2	Quiten Robinson	Senior	32	James Dmtrik	Sophomore	63	Theodore Corbitt	Junior
3	Gavin Monturo	Senior	33	Ty Skidmore	Junior	64	Cayden Glasgow	Junior
4	Jackson Puckett	Senior	34	Lucas Mullinger	Junior	65	Christian Stockholm	Junior
5	Shane Cole	Junior	35	Chase Carlson	Sophomore	66	Lane Heckman	Senior
6	Brady Seeley	Junior	36	Jacob Edwards	Junior	67	Ethan Cahill	Senior
7	Ryan McCall	Senior	37	Ryan Gorman	Sophomore	68	Connor Berner	Sophomore
8	Andrew Erwin	Senior	38	Tremayne Branigan	Sophomore	70	Dylan Slocumb	Senior
9	Ryan Swanson	Junior	39	Nathan Gearhardt	Sophomore	71	Zane Hough	Senior
10	Quincy Capogna	Junior	40	Joseph Gabringer	Sophomore	72	Luke Thaxton	Junior
11	Bryce Bohram-Thomas	Senior	41	Roman Burroughs	Sophomore	73	Suliman Al-Nabaly	Sophomore
12	Ethan Ireland	Junior	42	Jeffrey Meyer	Sophomore	74	Landon McClearin	Sophomore
13	Dwayne Coker	Junior	43	JP Hildebrand	Sophomore	77	Kuol Kuol	Senior
14	Colten Burleson	Junior	44	K.J. Ely	Sophomore	78	Jason Middleton	Sophomore
15	Gavin Nolan	Sophomore	45	Pete Wilhelm	Sophomore	80	Reece Cowgill	Sophomore
16	Leland Gantz	Senior	46	Zachary Edwards	Sophomore	81	Josh Becker	Sophomore
17	Travis Wilbanks	Junior	47	Aidan Ponichtera	Sophomore	82	Joey Kristbaum	Sophomore
18	J,P, Mercer	Senior	48	DeVaun Dukes	Junior	83	Maddyx Blaylock	Sophomore
19	Jacob Buhler	Junior	49	Phineas Argentine	Sophomore	84	Mason Keely	Senior
20	Soren Vitas	Sophomore	50	Jay Holbert	Sophomore	85	Connor Harness	Sophomore
21	Mahmoud Wahdan	Junior	51	Eli Geidel	Sophomore	86	Russell Worley	Sophomore
22	Mason Boykin	Sophomore	52	Camden Sandlin	Junior	87	Gurshawn Sran	Sophomore
23	A.J. Taylor	Sophomore	53	Lucas Dice	Junior	88	Grant Whitehead	Sophomore
24	Ziere Alston	Sophomore	54	Adrian Wright	Junior	89	Liam Henry	Sophomore
25	Alec Deleon	Junior	55	Owen Hansbury	Junior	90	Princeton Starks	Junior
26	Alex Brinck	Sophomore	56	Emari Johnson	Sophomore	94	Oliver Watson	Sophomore
27	Alex George	Sophomore	57	Carson Kuhn	Sophomore	95	Ryan Thacker	Senior
28	Parker Johnson	Junior	58	Jackson Taylor	Junior	97	Brody McMullen	Junior
29	Jack Davis	Junior	59	Jordan Oppy	Sophomore	98	Benjamin Graf	Sophomore
30	Dawson Kerr	Sophomore	59	Braden Stoehr	Junior	99	Matthew Jones	Senior
			60	Wyatt Richards	Sophomore			



2024 CTC EXECUTIVE BOARD

President : Greg Kerr
 Game Day Operations : Jay Richards
 Treasurer: Tom Thaxton
 Communications & Site: John Wheatley
 Business Development: Tony Miltenberger
 Booster Representative: Bill Brinck
 Cuisine: Jennifer Kuhn & Kathleen Mullinger
 Special Events: Courtney Keely
 Apparel: Bill Brinck



PHOTOGRAPHS PROVIDED BY:
Barry Burtenshaw
Burtenshaw.smugmug.com

extra graphics provided by:
Conner Hamms
Tyler Hillberg

CHS STATISTICS PROVIDED BY:
Mike Stoner
Scott Lieberman

MISSION STATEMENT

This season, the Centerville Football Mother's Club and the Centerville Football Quarterback Club merged to create the Centerville Touchdown Club. Membership is open to every parent, family member, and/or friend of all players, trainers, managers, and cheerleaders within the Centerville football program; past, present, or future. We also welcome all alumni of the program as well as any community members who desire to contribute to the well-being of the program. It is our mission to feed, nourish, and provide financial and volunteer support for the Centerville Football Program for all players, trainers, managers, and cheerleaders in grades 7-12 throughout the season. We do this through the careful planning and execution of special events from the pre-season parents meeting to the post-season banquet.

Projects We Support

With the proceeds from our fundraising efforts, the Centerville Touchdown Club is able to support many projects that benefit the Centerville Elks football program.

- | | |
|--------------------------------|----------------------------------|
| Preseason Parents Meeting | Senior Banners |
| Two-a-day Meals | Senior Night & Senior Dinner |
| Football Season Kickoff Picnic | Annual CTC Scholarship - \$2,500 |
| Decorate the Helmet Night | Audio and Video Equipment |
| Midnight Hits | Infrastructure Improvements |
| Pre-game Meals | In Season Highlight Videos |
| Pre-game Tunnel | Team Apparel |
| Picture Day | Senior Gifts |
| JV Home Game Concessions | Team Awards and Plaques |
| Staff Appreciation Night | Trainer Equipment and Supplies |
| Spirit Wear Sales | In Season Film Nights |
| Team Poster | Team Website and Social Media |
| Creation of Team Sweatshirts | |



CTC Newsletter editor: Jim Ehrensberger
 jim@ehrensberger.net