


# Elks Hit Milestone



## Oct 2024 Volume 22 Inside Issue 8

<i>Schedule</i>	2
<i>Inside the Headset</i>	3
<i>Last Friday Recap</i>	4
<i>Elks Hit 500</i>	5-7
<i>Northmont Preview</i>	8-12
<i>Northmont Top Players</i>	13-15
<i>Miamisburg Team Stats</i>	16
<i>Offensive Stats &amp; Action</i>	17-18
<i>Defensive Stats &amp; Action</i>	19-20
<i>Kick &amp; Score Summary</i>	21-22
<i>Drive Chart</i>	20
<i>Players of the Week</i>	21
<i>GWOC Standings</i>	22
<i>Road to the Playoffs</i>	23
<i>Ohio Rankings</i>	24-25
<i>2024 Elks Roster</i>	26

### Centerville Elks Claim 500th Win with Commanding Victory Over Miamisburg

In front of a large crowd at Holland Field in Miamisburg, the Centerville Elks etched their name in Ohio football history, securing their 500th all-time win with a 33-13 triumph over the Miamisburg Vikings on Friday, October 4, 2024.

The game, marked by relentless defense and well-executed offense from Centerville, further solidified their position as one of the conference's elite teams. From the opening whistle, it was clear that Centerville came to play with intensity. The Elks' defense, anchored by senior standouts Mason Keely, Matthew Jones, Jacob Taylor, and Jackson Puckett, dominated the line of scrimmage, allowing Miamisburg to cross midfield only three times the entire game.

The Vikings' offense, guided by quarterback Tytus Bettendorf, struggled to find rhythm against a tenacious Elks defense that registered two sacks and stifled their ground game, holding them to just 25 net rushing yards.

Centerville's offense also shone brightly. Junior running back Parker Johnson ran through the Vikings' defense, helping the Elks rack up 173 yards on the ground. Junior quarterback Shane Cole managed the game well, contributing 69 yards through the air. Special teams play was also a factor, with senior kicker Leland Gantz drilling five kickoffs for touchbacks, a 47 yard field goal, and converting crucial extra points.

The Elks controlled the game from the start, building a lead and converting all three of their red-zone trips into touchdowns. Miamisburg fought back with Bettendorf connecting for 146 passing yards, but they couldn't keep pace. The Vikings capitalized on a Centerville turnover with a pick-six return of 43 yards, but it wasn't enough to swing momentum.

Ultimately, Centerville's 242 total yards to Miamisburg's 171 proved the difference in the game. While the Vikings won the time-of-possession battle, holding the ball for over 27 minutes, they struggled to convert third downs, going 6 of 13. Centerville, on the other hand, made the most of their opportunities, celebrating their milestone victory in style.

With this historic win, the Elks improve their season record to 4-3, and continue to assert dominance in the Greater Western Ohio Conference.

# Elk's Football Schedule

TEAM	OPPONENT	DATE	TIME	LOCATION
Varsity	Northmont	Friday 10-11	7:00 PM	Centerville Stadium
Junior Varsity	Northmont	Saturday 10-12	10:00 AM	Away
Freshmen	Northmont	Saturday 10-12	12:00 PM	Away
7th Grade	Springboro	Wednesday 10-09	5:30 PM	Care Flight Field
8th Grade	Springboro	Wednesday 10-09	6:30 PM	Care Flight Field

## Week 7 Results

TEAM	OPPONENT	DATE	ELKS	OPPONENT
Varsity	Miamisburg	10/04/24	33	13
Junior Varsity	Miamisburg	10/05/24	29	22
Freshmen	Miamisburg	10/05/24	28	14
7th Grade	Northmont	10/01/24	8	14
8th Grade	Northmont	10/01/24	22	25

# Inside the Headset



**Congratulations on the recent wins! What do you think has been the key to your team's success in the last two games?**

*Our team has been much more intentional about little things in practice. We haven't been 100% consistent yet, but each day we are getting better and we are stringing together a few good weeks of practice. Players are practicing the right way and there are more players on the same page as the gameplan. Again, we aren't 100% yet but the kids are chasing that and that has led to some really good improvement over the last few weeks. Additionally, I do think that coaches are coaching better as well. I am watching our coaches find new ways to teach the players and finding new ways to help them understand. No year is the same, and it takes time to figure out what is best for a team and best for each player. I've been watching that happen over the past few weeks so that's a huge compliment to our staff as well.*

**Being tied for first place in the league is quite an achievement. How do you plan to maintain or improve this position in the upcoming games?**

*No offense, but that literally means nothing. Honestly, I didn't even know it and I'm not sure our players know it. We still have a long way to go and many games left to play. We do our best to remain hyper-focused on ourselves and being better today than we were yesterday. We play a very good team this week, Northmont, and that's where our focus is. There are many good teams in our conference with great players and great coaches. Some of them we have seen and can do nothing about. Others we will see in the next few weeks and we will worry about that when the time comes, but right now, and always, we are just focused on improving ourselves and trying to be better today than we were yesterday. We have to submit to that thought-process.*

**While you've won the last two games, the Elks have not scored in the second half in the last three games. Is this trend a concern?**

*Yes, it is a concern. It doesn't matter who is in the game, the expectation is the same. We have been fortunate to play many players the past couple weeks, but when the offense is out there, we need to be scoring points for the Elks. It's a point of emphasis for us in practice. We need to finish with points and we need to extend drives on offense.*

**What key Northmont players should the fans watch closely?**

*Northmont has a very talented team, as usual. They always have big, strong linemen and skill players that can break a game open at the blink of an eye. The QB, #8 is one to keep an eye on. He's fast and athletic and can make plays. They also have a big, strong offensive and defensive line that looks to control the game for them. We will have to match their physicality and limit their big plays to be successful on Friday night.*

**Tell us about playing a Homecoming game at Centerville.**

*Any Homecoming opportunity is great. For any school. But at Centerville, I think it holds just a little more prestige, honor, and tradition. Homecoming isn't about the dance on Saturday night. That's great and all, but it's about honoring those that came before us and left us with a great place to grow. Centerville Alumni, and specifically, Centerville Football Alumni are a blessing and we couldn't be more-excited to make them proud on Friday night. Centerville is a tremendous place to grow, learn, raise a family, and play football. Not because of anything we did, but because of those that came before us. It's simply our job to leave it a little bit better than we found it. It should be an exciting night and we hope that all Centerville Football Alumni know that we want them on our sideline, in our locker room, and as close to our program as possible. Always.*

# PREPS POSTGAME

WAYNE 36, SPRINGFIELD 6

SATURDAY, OCTOBER 5, 2024

## ROUNDUP

**Centerville wins 500th game; Fairmont, Springboro roll; Marion Local streak reaches 55 games**

By Travis Erickson  
Staff Writer

Centerville football recorded the 500th victory in program history in a 33-14 win at Miamisburg on Friday night.

Parker Johnson scored two touchdowns and Shane Cole scrambled for another two to lead Centerville, which jumped out to a 33-0 halftime lead.

The win also moved Centerville into a four-way tie for the lead in the Greater Western Ohio Conference.

Centerville, Fairmont, Springfield and Springboro each hold a 3-1 record in conference play.

Centerville moved to 4-3 overall, while Miamisburg dropped to 1-6.

### OTHER GAMES

■ **Fairmont 42, Northmont 13:** Logan Doty and Damien Pattin each ran for a pair of touchdowns to pace Fairmont. Brock Baker added a TD throw to Kameron Thornton and Scott Conley returned a fumble for a score. Brady Lupton threw a touchdown and Calilin Grant ran in a score in the loss for Northmont.

■ **Springboro 38, Beavercreek 0:** Max Miller connected with Brayden Wilhite on a 33-yard strike to put 'Boro on the board. Mattias Brunicardi tacked on two rushing TDs and Nick Bratton highlighted the defense with a fumble recovery in the end zone.

■ **Lakota East 36, Colerain 31:** Ryder Hooks led Lakota East with 140 rushing yards and a touchdown and Jamison Kitna added a passing and a rushing TD. Lakota East moved to 5-1 in the Greater Miami Conference, tied atop with Lakota West and Princeton.



Wayne High School senior quarterback Tyrell Lewis prepares to throw a pass during the Warriors' game against Springfield on Friday night in Springfield. Wayne won 36-6. MICHAEL COOPER / CONTRIBUTED

## Lewis throws 5 TD passes as Warriors rout Wildcats

By Michael Cooper  
Contributing Writer

SPRINGFIELD — Wayne High School senior quarterback Tyrell Lewis and his teammates had something to prove.

After a disappointing start to the season that saw Lewis miss an extended period of time due to injury, the Warriors knew they were better than their 1-4 record indicated.

Wayne showed just how strong they can be with their starting quarterback in the lineup against one of their biggest rivals on Friday night.

Lewis went 19-for-28 for a career-high 389 yards and five touchdown passes as Wayne beat Springfield 36-6 in a Greater Western Ohio Conference game.

"I love that the team just overcame adversity," Lewis said. "We got off to a rough start. I missed the first five games. Everybody in our locker room knew the team that we had, and tonight was about showing it."

The Warriors have won back-to-back games after starting the season 1-4.

"First of all, I just want to give honor to God," said Wayne coach Roosevelt Mukes Jr. "Our guys have been through so much and they continue to just fight and believe. They stuck to the game plan and attacked the day, really. It's a blessing."

Springfield senior Brent Upshaw threw a 36-yard TD pass to senior Quenta "Bop" Wafer Jr. in the fourth quarter for the Wildcats, who fell to 4-3 and 3-1 in the GWOC.

"Sometimes you have to be humbled," said Springfield coach Maurice Douglass. "If you don't want to humble yourself, God has a way of humbling you and tonight God humbled us. Sometimes you think you're better than you are, you don't listen to your coaches, don't do things you're called to do and therefore on Friday night something like this has to transpire. We'll bounce back."

After missing the first five games of the season, Lewis was ready to make a splash last week at Northmont, but the weather won the day.

"Last week it was pouring, and my

debut wasn't exactly what I wanted it to be, so I treated this as (my debut) and we went out and made it happen," Lewis said.

Wayne senior receiver Teann Hunter had seven catches for 151 yards and three TDs and sophomore Jamier Averette-Brown caught six passes for 146 yards and two TDs.

"My guys did a great job of winning their matchups for me," Lewis said. "I just put it in a good spot for them and they made a play."

Lewis threw a 45-yard TD pass to Averette-Brown in the first quarter and two TD passes of 19 and 29 yards to Hunter in the second quarter to give the Warriors a 21-0 lead at the half.

"That's our guy," Mukes said of Lewis. "He was ready for this moment. He's worked his tail off to get to this point and you saw it tonight."

Wayne senior defensive back Jussiah Williams-West had two interceptions, including one that ended Springfield's

Wayne continued on 3

Four teams — Springfield, Fairmont, Springboro and Centerville — are tied atop the GWOC at 3-1 with three weeks to play. Wayne is one game back at 2-2.

Springfield travels to Beavercreek (3-4, 1-2 GWOC) next week.

"To make it through the GWOC undefeated is a tough task," Douglass said. "We've just got to line them up next week and just try to win next week's game."

Wayne hosts Miamisburg (1-6, 0-4) next week.

"We're going to enjoy this one for 24 hours and get back to work," Mukes said.



Springfield High School senior Kyrion Dolby tackles Wayne junior Isaih Thompson during their game against Springfield on Friday night in Springfield. The Warriors won 36-6. MICHAEL COOPER / CONTRIBUTED




### Wayne

continued from 1

opening drive of the third quarter. Lewis threw TD passes to Hunter and Averette-Brown in the third quarter to trigger the running clock.

"(Lewis) was on time," Douglass said. "He had a great game today. The coaching staff did a great job of calling the plays. It was everything that we saw throughout the week, but he did a great job of executing and we didn't."

Centerville's first team win was played on October 8th, 1948, at West Alexandria



FOOTBALL TEAM

FIRST Row: Vernon Allen, Bill Jackson, Tom Butts, Tom Smith, Ronnie Youtsey, Jess Lipscomb, Willis Wilson, Russell Weng, Earl Smith.

SECOND Row: Bob Gregg, Joe Berner, Sidney Hill, Dick Turner, Gene Williamson, Gordon Jump, James Montgomery, George Bureff, Art Dils.

THIRD Row: Coach Howe, John Dale Paff, Dale Ewing, Bob Agne; Karl Robbins, Manager.

Little Buckeye League

**Centerville 31, West Alexandria 12:** George Bureff tallied three times and Art Dell scored once behind excellent support. Bellar and Unger scored for West Alex.

1948 FOOTBALL SEASON					
DATE	OPPONENT	W/L/T	Elks	Opp	Record
9/17/1948	Beaver Creek	T	0	0	0-0-1
9/24/1948	Brookville	L	0	38	0-1-1
10/1/1948	Madison Trotwood	L	6	26	0-2-1
10/8/1948	West Alexandria	W	31	12	1-2-1
10/15/1948	NO GAME				1-2-1
10/23/1948	Germantown	L	0	33	1-3-1
10/29/1948	Beaver Creek	L	6	21	1-4-1
11/5/1948	Jefferson	L	8	14	1-5-1

The Dayton Herald  
Thu, Oct 07, 1948 Page 38



Class of 1951 (#30 above)



Bob Gregg in 1999

**BOBBY GREGG**  
"Kill the ref."...Women are something he cannot resist...His blonde curly hair is the only thing he owns...Day dreaming seems to be the only thing he can do well...Hopes to be a basketball coach.

Bob Gregg won 301 games all time, 218 games and 16 league championships at Centerville.

Centerville

Deep in the cellar, buried under two conference losses, repose the Elks of Centerville and their chances of digging out look mighty slim. Their only taste of triumph occurred in the opening game against Beaver Creek when the two beginners collided in a 0-0 tie. Later, Centerville lost to Brookville, 38-0, and Madison, 26-6. This touchdown scored by Weng against Madison at least broke the ice on the string of goose-eggs and pointed out to Coach George Howe that greater possibilities for crossing goal lines lay ahead. Especially in their next engagement with crippled West Alexandria.

Little Buckeye League

Team	W	L	T	P	O.P.
Madison	1	0	0	26	6
Germantown	1	0	0	52	0
Brookville	1	0	1	44	6
Randolph	0	0	1	6	6
Centerville	1	2	0	37	76
West Alex	0	2	0	12	83

# 500th Centerville Victory

	WON	Avg Wins	TEAM	1ST SEASON	Total Seasons
	525	8.61	Cincinnati Archbishop Moeller	1963	61
	551	7.45	Lakewood St. Edward	1950	74
	690	7.04	Upper Arlington	1926	98
	879	6.76	Canton McKinley	1894	130
	500	6.58	Centerville	1948	76
	648	6.48	Mentor	1924	100
	731	6.47	Cleveland St. Ignatius	1911	113
	649	6.43	Cincinnati Elder	1923	101
	620	6.33	Cincinnati St. Xavier	1926	98
	556	6.25	Cincinnati Colerain	1935	89
	515	6.13	Hilliard Davidson	1940	84
	662	5.91	Middletown	1912	112
	668	5.30	Findlay	1898	126
	612	4.67	Elyria	1893	131
	572	4.37	Lorain	1893	131
	511	4.33	Medina	1906	118



On October 4, 2024, Centerville High School's football program made history by securing its 500th win since its first victory on Oct 8, 1948.

The milestone win a 33-13 triumph over the Miamisburg Vikings, was a testament to the program's enduring excellence and dedication.

This victory made Centerville one of only 95 Ohio high school teams to achieve 500 wins, and the only D1 team from the Dayton area.

Considering the number of seasons played and focusing on Division 1 teams, the Elks are impressively ranked 5th.

It has been 24,103 days between the 1st Elk football victory and number 500. Many things have changed over the last 76 years.

In 1948, the average cost of a new car was around \$1,500 and a house could be purchased for approximately \$7,000. The income of the average (median) family was \$3,200, or about \$150 higher than in 1947 and about \$600 higher than in the war years of 1944 and 1945.

Today, the average new car price is \$48,401, and the average house price is \$235,560. The average family income has also seen a substantial increase, now standing at \$77,719.

Centerville High School's football program continues to be a source of pride for the community, celebrating a legacy of excellence and resilience.

# Elks Join the 500 Win Club

RANK	WON	Avg Wins	TEAM	1st Season	Years	DIV
1	953	7	Massillon Washington	1891	133	2
2	879	6.8	Canton McKinley	1894	130	1
3	868	7	Steubenville	1900	124	3
4	771	8	Cincinnati Wyoming	1931	93	4
5	746	6	Ironton	1902	122	5
6	735	6	Dover	1896	128	3
7	734	6	Martins Ferry	1907	117	5
8	731	6.5	Cleveland St. Ignatius	1911	113	1
9	730	6	Warren G. Harding	1892	132	2
10	729	7	Mogadore	1916	108	4
11	720	6	Bellaire	1908	116	5
12	720	6	Piqua	1899	125	2
13	720	6	Sandusky	1895	129	2
14	712	7	Toledo Central Catholic	1917	107	3
15	708	6	Fostoria	1896	128	5
16	705	6	Troy	1897	127	2
17	695	6	New Philadelphia	1913	111	3
18	690	7.0	Upper Arlington	1926	98	1
19	681	5	Fremont Ross	1895	129	2
20	679	7	Versailles	1921	103	5
21	676	5	Hunting Valley	1890	134	3
22	673	5	Bryan	1895	129	4
23	668	6	Arlington	1909	115	7
24	668	5.3	Findlay	1898	126	1
25	668	5	Jackson	1898	126	3
26	667	5	St. Mary's Memorial	1898	126	3
27	662	5.9	Middletown	1912	112	1
28	657	5	Napoleon	1900	124	4
29	657	5	Zanesville	1900	124	3
30	654	5	Orrville	1903	121	4
31	650	7	Louisville	1924	100	2
32	649	6.4	Cincinnati Elder	1923	101	1
33	648	6.5	Mentor	1924	100	1
34	648	5	McComb	1902	122	7
35	647	5	Bellevue	1897	127	4
36	645	7	Coldwater	1936	88	6
37	643	6	West Jefferson	1924	100	6
38	624	6	North Canton Hoover	1924	100	2
39	620	6.3	Cincinnati St. Xavier	1926	98	1
40	613	5	Urbana	1897	127	4
41	612	5	Bellefontaine	1899	125	3
42	612	4.7	Elyria	1893	131	1
43	610	6	McDonald	1925	99	7
44	610	5	Chagrin Falls	1897	127	5
45	603	5	Carey	1914	110	6
46	593	5	Logan	1912	112	2
47	591	5	St. Vincent - St. Mary	1916	108	2
48	588	6	Oak Harbor	1926	98	5

RANK	WON	Avg Wins	TEAM	1st Season	Years	DIV
49	580	5	Danville	1913	111	7
50	580	5	Lisbon David Anderson	1908	116	7
51	578	7	Avon Lake	1939	85	2
52	578	5	Lakewood	1902	122	2
53	577	5	Alliance	1910	114	3
54	574	5	Van Wert	1910	114	4
55	572	4.4	Lorain	1893	131	1
56	568	5	Defiance	1901	123	3
57	567	7	Akron Manchester	1942	82	5
58	567	6	Cleveland Benedictine	1929	95	3
59	565	8	Maria Stein Marion Local	1955	69	7
60	565	4	East Liverpool	1898	126	4
61	564	8	Wheelerburg	1956	68	5
62	563	6	Coal Grove Dawson	1928	96	5
63	559	8	Newark Catholic	1958	66	7
64	557	6	Youngstown Ursuline	1932	92	3
65	556	6.2	Cincinnati Colerain	1935	89	1
66	554	5	Ashland	1907	117	2
67	551	7.4	Lakewood St. Edward	1950	74	1
68	548	5	Genoa Area	1919	105	5
69	546	4	Coshocton	1896	128	5
70	543	6	Mechanicsburg	1927	97	6
71	542	5	Dalton	1924	100	6
72	542	5	Wapakoneta	1921	103	3
73	540	5	Hudson	1913	111	2
74	536	5	Mayfield	1923	101	5
75	536	5	Wauseon	1922	102	4
76	536	4	Kenton	1895	129	4
77	534	5	Liberty Center	1926	98	5
78	532	4	Chillicothe	1898	126	3
79	530	4	Sidney	1896	128	2
80	529	7	Norwalk St. Paul	1948	76	7
81	528	7	Covington	1947	77	6
82	527	7	Solon	1945	79	2
83	527	4	Tipp City Tippecanoe	1902	122	3
84	525	8.6	Archbishop Moeller	1963	61	1
85	524	7	Huron	1948	76	6
86	524	5	St. Bernard Roger Bacon	1928	96	4
87	524	5	New Concord John Glenn	1922	102	3
88	519	6	Lorain Clearview	1937	87	4
89	515	6.1	Hilliard Davidson	1940	84	1
90	511	8	Youngstown Cardinal Mooney	1956	68	4
91	511	4.3	Medina	1906	118	1
92	506	5	Columbus Grove	1924	100	7
93	503	6	Wintersville Indian Creek	1936	88	3
94	501	5	Grandview Heights	1915	109	6
95	500	6.8	Centerville	1948	76	1

# Northmont Preview



#8 Brady Lupton | QB

Height: 5'8 Weight: 170 Grade: Senior



### Offense Season Stats

PASSING										
G	ATT	CMP	YDS	YPG	AVG	PCT	TD	INT	LNG	RAT
7	66	37	427	61.0	6.5	56.1	3	5	43	110.3

RUSHING						
ATT	YDS	YPG	AVG	LNG	TD	FUM
67	396	56.6	5.9	22	2	3



#7 Calilin Grant | RB

Height: 5'9 Weight: 210 Grade: Junior



### Offense Season Stats

RUSHING						
G	ATT	YDS	YPG	AVG	LNG	TD
7	117	491	70.1	4.2	28	7

RECEIVING						
REC	YDS	YPG	AVG	LNG	TD	FUM
5	27	3.9	5.4	14	0	2





# Northmont Preview



## Northmont Thunderbolts

Clayton, OH  
Montgomery County

2024 Northmont Football (2-5)

Coach: Tony Broering

[Division 1, Region 2](#)

Date	H/A	Opponent	Div.	Result	Score
8/23	H	<a href="#">Butler (5-2)</a>	[1:8]	L	20-49
8/30	A	<a href="#">La Salle (6-1)</a>	[1:8]	L	6-27
9/6	H	<a href="#">Withrow (2-5)</a>	[1:8]	W	15-14
9/13	A	<a href="#">Beavercreek (3-4)</a>	[1:2]	W	20-15
9/20	A	<a href="#">Springboro (5-2)</a>	[1:2]	L	13-28
9/27	H	<a href="#">Wayne (3-4)</a>	[1:2]	L	14-30
10/4	H	<a href="#">Kettering Fairmont (5-2)</a>	[1:2]	L	13-42
10/11	A	<a href="#">Centerville (4-3)</a>	[1:2]		
10/18	A	<a href="#">Miamisburg (1-6)</a>	[1:8]		
10/24	H	<a href="#">Springfield (4-3)</a>	[1:2]		

## Jayden Clark commits to Kentucky

BREAKING | 2025 3★ OT Jayden Clark has committed to Kentucky he tells me | He choose that cat's over Cincinnati, West Virginia and others "Go big blue nation" 🟦🟡

### Offensive Leaders - All Games

	TEAM	G	YDS	YPG	RUSH	RUSH YPG	PASS	PASS YPG	PTS	PTS/G
4	Northmont	7	1741	248.7	1053	150.4	688	98.3	101	14.4
5	Centerville	7	1623	231.9	1061	151.6	562	80.3	179	25.6

### Defensive Leaders - All Games

	TEAM	G	YDS	YPG	RUSH	RUSH YPG	PASS	PASS YPG	PTS	PTS/G
6	Centerville	7	2044	292.0	914	130.6	1130	161.4	170	24.3
7	Northmont	7	2303	329.0	1632	233.1	671	95.9	205	29.3



# 2024 Northmont Roster



## NORTHMONT HIGH SCHOOL 2024 Varsity Football

Jersey	Last Name	First Name	Grade	Height	Weight	Jersey	Last Name	First Name	Grade	Height	Weight
1	Keys	Santana	11	6'1"	150	43	Phillips	Zachery	10	6'0"	185
4	Russell	Braylen	12	5'10"	180	45	Deaton	Ray	10	5'7"	150
5	Staggs	Bryce	11	6'2"	175	46	Clark	Alex	10	5'9"	145
6	Alexander	Dominic	10	5'10"	175	47	Gonzalez	Jose	11	5'7"	165
7	Grant	Calilin	11	5'9"	210	48	Griffith	Zach	11	5'11"	195
8	Lupton	Brady	12	5'8"	170	49	Ruddle	Ben	12	6'0"	210
9	Lutake	Chris	10	6'0"	165	50	Walker	Jason	10	6'1"	235
10	Pryor Jr.	Christopher	11	5'6"	150	51	Wendt	Charlie	10	5'10"	185
11	Post	Donovan	12	6'2"	200	52	Nwanoro	Ike	11	6'0"	295
12	Rowe	Trevon	11	6'0"	170	53	Barr	Colby	10	6'0"	210
13	Shabazz	Akim	10	5'8"	160	54	Brown	Malachi	11	5'10"	188
14	Ivory	Daniel	12	6'1"	165	56	Sun	Dylan	10	5'9"	230
15	Guigou	Jackson	9			58	Rose	Davin	12	5'9"	165
16	LaRue	Shane	10	5'8"	145	62	Ward	Joey	12	5'9"	290
17	Pendleton	Aidan	11	5'9"	160	64	Manson Jr.	Stephen	11	6'0"	425
18	Wilcox	Avan	12	6'0"	154	66	Taylor	John	12	5'10"	279
19	Clark	Aaron	12	5'10"	180	68	Gough	Caleb	11	5'11"	236
20	Lemon	Anthony	10	6'2"	190	71	Ancrum	Tyler	12	6'0"	340
21	Gaston	KJ	10	5'10"	160	72	Smart	Colton	11	6'1"	292
22	Norris	Corey	11	5'10"	150	74	Knost	Levi	10	6'2"	265
23	Flowers	Isaiah	9	5'7"	175	75	Brumbaugh	RJ	10	6'2"	250
24	Churchman	Quinten	11	5'11"	205	76	Jones	Jayden	12	5'7"	306
25	Jordan	Drevin	12	5'10"	145	78	Clark	Jayden	12	6'5"	265
26	Jones	Anthony	10	5'7"	145	79	Capps	Myles	11	5'11"	304
27	Booker	Sidney	10	5'10"	200	81	Whitlow	Trace	10	6'3"	200
28	Farraj	Orabi	11	5'11"	160	83	Locklin	Tony	10	5'10"	165
29	Rodriguez	Kirlyan	12	5'11"	210	84	Harold	Dylan	10	6'3"	155
30	Kight	Kyree	11	5'7"	155	85	Bogner	Andrew	11	5'9"	185
31	Cortner	Pierre	10	5'6"	130-	86	Harlow	Gavin	10	5'10"	125
32	Speers	Logan	11	5'9"	170	87	Koslovsky	Cameron	10	5'6"	135
33	Smith	Wyatt	11	5'11"	175	88	Smith	Jaydon	10	5'10"	145
34	Stewart	Michael	11	5'9"	160	90	Staten	Darren	10	6'0"	260
35	Barney	Devyn	10	5'9"	135	93	Stevens	Dylan	11	6'1"	200
36	Pitts	Jude	11	5'10"	150	94	Taylor	Ian	10	5'11"	220
37	Wilondja	Shukurani	11	5'10"	140	95	Spann-Oliver	Malique	10	6'2"	270
38	Garcia	Connor	11	5'10"	165	96	White	Matt	11	6'0"	215
39	Secor	Brayden	10	5'8"	155	97	Barney	Jadyn	10	6'2"	230
40	Candler	Jaylen	10	6'1"	190	98	Tellis	Jshawn	12	6'1"	260
42	Ayler	Jonas	11	5'10"	197						

**Head Coach - Tony Broering**

**Assistant Coaches: Tom Adams, Matt Benning, Brian Collier, Eric Gillespie,  
Mark Mays, Jake Myers, Chris Stanly, Mike Walker**

# Drew Pasteur's Matchup

**PICK: Centerville to win by 27**

**#53 Centerville Elks (4-3) 152**

**#194 Northmont Thunderbolts (2-5) 123**

## Regular season projections

6-4 record

20.82 Harbin points (divisor 99)

#4 seed in R2 playoffs

## Playoff chances now

appears locked in and likely home, 67% twice (likely needs 6-4)

## Regular season projections

3-7 record

6.90 Harbin points (divisor 100)

#10 seed in R2 playoffs

## Playoff chances now

appears locked in, home game unlikely

## Centerville

### Schedule and results

08/23 (week 1) W 31-21 A [#44 Lakota East \(5-2\) D1 R4](#), pick: W by 22 (84%), perf. rating 174

08/30 (week 2) L 34-10 H [#6 St Xavier \(4-3\) D1 R4](#), pick: L by 14 (24%), perf. rating 140

09/06 (week 3) L 44-23 H [Carmel IN \(3-4\) D1](#) (est. opp. rating 155)

09/13 (week 4) W 31-28 A [#43 Kettering Fairmont \(5-2\) D1 R2](#), pick: W by 2 (55%), perf. rating 164

09/20 (week 5) L 17-3 H [#65 Springfield \(4-3\) D1 R2](#), pick: W by 3 (56%), perf. rating 127

09/27 (week 6) W 48-13 A [#265 Beavercreek \(3-4\) D1 R2](#), pick: W by 30 (97%), perf. rating 167

10/04 (week 7) W 33-13 A [#241 Miamisburg \(1-6\) D2 R8](#), pick: W by 32 (98%), perf. rating 148

10/11 (week 8) H [#194 Northmont \(2-5\) D1 R2](#), pick: W by 27 (96%)

10/18 (week 9) A [#51 Springboro \(5-2\) D1 R2](#), pick: L by 3 (42%)

10/25 (week 10) H [#60 Wayne \(3-4\) D1 R2](#), pick: W by 3 (57%)

## Northmont

### Schedule and results

08/23 (week 1) L 49-20 H [#157 Butler \(5-2\) D2 R8](#), pick: W by 28 (90%), perf. rating 85

08/30 (week 2) L 27-6 A [#45 La Salle \(6-1\) D2 R8](#), pick: L by 28 (8%), perf. rating 128

09/06 (week 3) W 15-14 H [#126 Withrow \(2-5\) D2 R8](#), pick: L by 24 (9%), perf. rating 134

09/13 (week 4) W 20-15 A [#265 Beavercreek \(3-4\) D1 R2](#), pick: W by 17 (84%), perf. rating 122

09/20 (week 5) L 28-13 A [#51 Springboro \(5-2\) D1 R2](#), pick: L by 31 (3%), perf. rating 133

09/27 (week 6) L 30-14 H [#60 Wayne \(3-4\) D1 R2](#), pick: L by 9 (28%), perf. rating 125

10/04 (week 7) L 42-13 H [#43 Kettering Fairmont \(5-2\) D1 R2](#), pick: L by 27 (4%), perf. rating 112

10/11 (week 8) A [#53 Centerville \(4-3\) D1 R2](#), pick: L by 27 (4%)

10/18 (week 9) A [#241 Miamisburg \(1-6\) D2 R8](#), pick: W by 5 (63%)

10/24 (week 10) H [#65 Springfield \(4-3\) D1 R2](#), pick: L by 23 (7%)

# Centerville - Northmont Series



SEASON	WINNER	Elks	Northmont	#
2024	TBD	TBD	TBD	23
2023	Centerville	14	13	22
2022	Centerville	37	6	21
2021	Centerville	38	0	20
2020	NO GAME			
2019	Northmont	20	34	19
2018	Northmont	20	35	18
2017	Northmont	14	21	17
2016	Centerville	24	23	16
2015	Centerville	62	41	15
2014	Centerville	41	9	14
2013	Northmont	34	41	13
2012	Centerville	13	0	12
2011	Centerville	34	7	11
2010	Centerville	21	24	10
2009	Centerville	32	0	9
2008	Northmont	21	28	8
2007	Centerville	14	7	7
2006	Northmont	30	42	6
2005	Centerville	20	7	5
1985	Centerville	19	0	4
1984	Centerville	21	0	3
1983	Centerville	41	0	2
1982	Centerville	17	6	1



## CEN vs NMT (FINAL) (09/15/2023 at Premier Health) Englewood, OH


TEAM	Score	14 CEN (VISITOR)	13 NMT (HOME)
<b>First Downs</b>		<b>11</b>	<b>17</b>
--Rushing		8	6
--Passing		2	10
--Penalty		1	1
Rushing Attempts		35	31
Yards Gained Rushing		124	137
Yards Lost Rushing		29	19
<b>Net Yards Rushing</b>		<b>95</b>	<b>118</b>
<b>Net Yards Passing</b>		<b>101</b>	<b>297</b>
--Passes Attempted		19	24
--Passes Completed		13	16
--Had Intercepted		1	1
<b>Total Offensive Plays</b>		<b>54</b>	<b>55</b>
<b>Total Net Yards</b>		<b>196</b>	<b>415</b>
--Average Gain Per Play		3.6	7.5
Fumbles: Number / Lost		0 / 0	1 / 1
Penalties: Number / Yards		2 / 10	8 / 50
Number of Punts / Yards		5 / 186	4 / 158
--Average Per Punt		37.2	39.5
Punt Returns: Number / Yards		1 / 5	1 / 11
Number of Kickoffs / Yards		3 / 185	3 / 96
--Average Per Kick		61.7	32.0
--Touchbacks		3	0
Kickoff Returns: Number / Yards		3 / 39	0 / 0
Interception Returns: Number / Yards		1 / 0	1 / 2
Fumble Returns: Number / Yards		0 / 0	0 / 0
Miscellaneous Yards		0	0
Possession Time		23:04	24:56
Third Down Conversions		5 of 14	6 of 12
Fourth Down Conversions		3 of 3	0 of 1
Redzone Conversions:		1 of 1	1 of 3
Redzone Touchdowns:		1	1
Redzone Field Goals Made:		0	0
Sacks By: Number / Yards		2 / 8	2 / 19

Games Played 22  
Centerville won 16  
Northmont won 6

# Northmont Football History

## High School Football: Top Players in Northmont History

Dayton Daily News  
TRUSTED SINCE 1898  
Sports



Ohio State strong safety Kurt Coleman was drafted by the Philadelphia Eagles in the seventh round of the NFL.  
Photo credit: DDN staff photo by Chris Stewart

By Eric Frantz – Contributing Writer

Sept 15, 2023

In 1944 talks regarding the consolidation of four schools - Randolph, Clayton, Phillipsburg and Brookville - began. Brookville voters rejected the plan. The other three districts bought in.

Taking the nickname from Phillipsburg and the school colors (Kelly green and white) from Randolph, Northmont High School opened in 1959. The school's name – a contraction of North Montgomery County – was the result of a contest held to rename the new school.

Since its beginnings at Randolph High, Northmont football has made a name for itself as one of the area's longest and most successful programs.

Then-Randolph High entered the Southwestern Buckeye League in 1953. Northmont stayed in the SWBL until leaving for the Miami Central Conference in 1975. A move to the newly formed Greater Miami Valley Conference took place in 1982. The T-Bolts made their most recent switch – to the Greater Western Ohio Conference – in 2001.

Wherever Northmont has laid its head, it's been a winner. The T-Bolts own 24 league titles – five in the SWBL, four in the MCC, four in the GMVC and 11 in the GWOC.

Longtime head coach Ned Booher sits atop a list of notable mentors. Booher accumulated a 182-53-5 career record at Northmont from 1962-1985. The program's longest winning streak without a loss (31 games) took place from 1976-79.

Northmont earned its first playoff berth in 1992 under current-Alter head coach Ed Domsitz (53-55 in 11 years at NHS). Lance Schneider, head coach from 1999-2014, went 107-63 with eight playoff appearances. The T-Bolts won their first playoff game in 2003 (52-35 win over Mason).

Current head coach Tony Broering has led Northmont to seven straight postseason appearances.

# Northmont Football History

## CJ Barnett, DB, 2009

Two-time team captain was first team D-I All-Ohio as a senior when he had 65 tackles, 13 pass break-ups and an interception. One of the country's Top 150 prospects, he also averaged 21.4 yards per kickoff return and scored on a 65-yard punt return.

Went to Ohio State where he saw limited duties on special teams as a freshman for the Rose Bowl and Big Ten champions. Knee injury cut short 2010 season but started 36 games at strong safety in 2011-2013. Four-year lettermen led the team with 75 tackles in 2011 and was part of a school-record 24-consecutive wins during the 2012 and 2013 seasons. Voted captain in 2013. Third-team All-American as a senior, Barnett totaled 224 career tackles with eight interceptions, including a team-high four in 2013.

Signed as an undrafted free agent with the New York Giants. After serving as an officer in the Columbus Division of Police, Barnett was hired as the Director of Player Development for Ohio State football in 2021. Still holds the position. Member of the Northmont Football Hall of Fame.



Northmont's C.J. Barnett runs the ball during the 2008 Crosstown Showdown against Mason, at Nippert Stadium.



Credit: DDN Staff Photo by Teesha McClam

## Kurt Coleman, DB, 2006

Two-time first team D-I selection holds program records for interceptions in a season (10) and game (three). GWOC Defensive Player of the Year in 2005.

Went to Ohio State where he was a three-year starter, two-time All-Big Ten selection and team captain and All-American as a senior. Finished with 219 tackles, 10.5 tackles-for-loss, nine interceptions and three sacks in 44 career games.

Taken in the seventh round of the 2010 NFL Draft by the Philadelphia Eagles. Ten-year NFL career included stints with the Kansas City Chiefs, Carolina Panthers, New Orleans Saints and Buffalo Bills. Finished NFL career (started 83 of 146 games) with 554 tackles, 21 interceptions, 16 TFL, five forced fumbles, two fumble recoveries and two touchdowns.

Member of the Northmont Athletic and Football halls of fame.



# Northmont Football History

## **Ron Hawley, QB, 1960**

Attended Randolph High School (freshman-junior) before attending newly opened Northmont High School (senior).

Was a member of the first T-Bolts football team and quarterbacked the program to its first win – an 8-6 victory over Brookville in 1959. Named first team All-Ohio in football and played in the Ohio North-South All-Star game. Also earned All-Ohio honors in basketball and starred in track (participated in state meet).

Went to the Louisville where he continued his basketball career. Averaged 13.1 points and 8.3 rebounds over 75 career games and scored 984 points for the Cardinals.

Inducted into the Louisville Athletic Hall of Fame in 1993. Member of Northmont's inaugural Athletic Hall of Fame Class (2004). Inducted into the Northmont Football HOF in 1998.

## **Tyler Horner, QB, 2005**

Led T-Bolts to back-to-back GWOC titles, the first playoff win in program history and a 19-3 record as a starter in 2003 and 2004. Earned first-team D-I All-Ohio honors his senior year when he threw for 36 touchdowns and over 3,000 yards.

Threw for 3,000 yards with 22 touchdowns as a junior. Holds program records for TD passes in a game (eight), season (36) and career (59).

Went to Missouri State where he had a successful career. Member of the Northmont Athletic and Football halls of fame.

## **Larry Kain, LB, 1971**

Nicknamed "Mr. Football," Kain was a two-time ALL-SWBL and All-Miami Valley selection and was named first team Class AAA All-Ohio as a senior.

Played in the Ohio North-South All-Star game and received numerous Academic All-American honors.

Went to Ohio State where he earned three varsity letters playing tight end. Taken in the 13th round of the 1976 NFL Draft by the Pittsburgh Steelers.

Injuries cut his career short. Member of the inaugural Northmont Football Hall of Fame. Also member of NHS Athletic HOF.

## **John Kelley, OL/DL, 1964**

Named all-league, All-Greater Dayton and All-Ohio in 1963 when he helped the T-Bolts to an undefeated SWBL title (first in program history). Played in the Ohio North-South Game. Was also a seasoned wrestler who won the SWBL heavyweight title. Participated in track as well.

Went to Ohio State where he became the Buckeyes starting left guard as a junior and senior. Was presented the Outstanding Senior Athlete Award at OSU as a senior. Member of the inaugural Northmont Football Hall of Fame. Also member of NHS Athletic HOF.

## **Mike Mangen, LB, 1981**

Huge part of undefeated seasons in 1978 and 1980 as a defensive wrecking ball. Still holds program records for interception returns for TDs in a game (two) and fumble recoveries in a game (three). Was all-league, all-area and All-Southwest District as a senior when he was named MVP of the football team. Was also first team all-league and all-area in baseball.

Went to Ohio University where he lettered four years and became the Bobcats all-time leading tackler with 513 stops. That mark still stands. Ranks second in OU history for tackles in a season with 171 as a junior in 1983. Member of the inaugural Northmont Football Hall of Fame. Also member of NHS Athletic HOF.

## **Jeff Weiland, LB, 1972**

Named first team Class AAA All-Ohio as a senior. Also participated in wrestling and track. Went to Ohio State. Member of the inaugural Northmont Football Hall of Fame. Also member of NHS Athletic HOF.

**Honorable Mention:** Colin Abels, DB/QB, 1993; Nii Adjei Oninku, DL, 2004; Markus Allen, WR, 2021; John Beirise, QB, 1963; Clay Belton, QB, 2007; Chris Brands, OL, 1986; Curt Conley, QB, 1989; Dave Fellers, WR, 1979; Brad Gingrich, DL, 1986; Mike Gingrich, FB/DE, 1993; Ro Grigsby, WR, 2004; Stan Hunter, DB, 1982; Xavior Johnson, WR, DB, 2010; Devin Kenerly, RB, 2018; Aaron Lewis, LB, 2003; Mark Lucas, RB/LB, 1979; Todd Lucas, LB, 1976; Steve Magoteaux, OL/LB, 1971; Doug Mangen, LB, 1983; Troy Mangen, TE, 2013; Mark Mays, RB, 2009; Carlton McFadgen, WR, 2002; Rod Moore, WR, 2021; Craig Newburg, OL/LB, 1978; Eli Newburg, DL, 2021; Gabe Newburg, DL, 2019; Bill Norris, DT, 1975; Dayne Palsrove, QB, 1979; Cade Rice, QB, 2021; Kaleb Ringer, LB, 2012; Darrell Rudd, OL/DL, 1980; Zebrie Sanders, OL, 2008; Paul Schweitzer, RB/LB, 1983; Steve Shultz, RB/LB, 1973; Steve Smith, RB, 1979; Jerry Smyth, OL/DL, 1979; Don Swafford, TE, 1975; Doug Swafford, TE/DE, 1980; Jamal Trammell, WR, 2012; Eddie Waymire, 1957; Isaiah Williams, DB, 2014

# Miamisburg Game Stats



**CEN vs MIA (FINAL)**  
**( 10/04/2024 at Harmon Field )**  
**Miamisburg, OH**

<b>TEAM</b>	<b>CEN</b> (VISITOR)	<b>MIA</b> (HOME)
<b>First Downs</b>	<b>11</b>	<b>10</b>
--Rushing	9	3
--Passing	2	7
--Penalty	0	0
Rushing Attempts	26	26
Yards Gained Rushing	200	60
Yards Lost Rushing	27	35
<b>Net Yards Rushing</b>	<b>173</b>	<b>25</b>
<b>Net Yards Passing</b>	<b>69</b>	<b>146</b>
--Passes Attempted	16	23
--Passes Completed	7	12
--Had Intercepted	1	1
<b>Total Offensive Plays</b>	<b>42</b>	<b>49</b>
<b>Total Net Yards</b>	<b>242</b>	<b>171</b>
--Average Gain Per Play	5.8	3.5
Fumbles: Number / Lost	0 / 0	1 / 0
Penalties: Number / Yards	3 / 20	3 / 15
Number of Punts / Yards	3 / 121	4 / 139
--Average Per Punt	40.3	34.8
Punt Returns: Number / Yards	2 / 39	1 / -1
Number of Kickoffs / Yards	6 / 356	4 / 191
--Average Per Kick	59.3	47.8
--Touchbacks	5	0
Kickoff Returns: Number / Yards	4 / 91	1 / 8
Interception Returns: Number / Yards	1 / 0	1 / 43
Fumble Returns: Number / Yards	0 / 0	0 / 0
Miscellaneous Yards	0	3
Possession Time	20:23	27:37
Third Down Conversions	2 of 7	6 of 13
Fourth Down Conversions	0 of 0	1 of 2
Redzone Conversions:	3 of 3	1 of 3
Redzone Touchdowns:	3	1
Redzone Field Goals Made:	0	0
Sacks By: Number / Yards	2 / 22	1 / 12



# Offensive Statistics

## Centerville VISITOR

No	Rushing	Att	Gain	Lost	Net	TD	Long
28	Parker Johnson	10	97	0	97	2	44
5	Shane Cole	7	77	22	55	2	56
15	Gavin Nolan	6	15	1	14	0	6
12	Ethan Ireland	2	11	0	11	0	10
0	TEAM	1	0	4	-4	0	0
<b>Total</b>		26	200	27	173	4	56

No	Passing	Att	Cmp	Int	Yds	TD	Long	Sacks
5	Shane Cole	12	6	0	45	0	21	1
9	Ryan Swanson	1	1	0	24	0	24	0
15	Gavin Nolan	3	0	1	0	0	0	0
<b>Total</b>		16	7	1	69	0	24	1

No	Pass Receiving	No	Yds	TD	Long
9	Ryan Swanson	3	8	0	5
18	J.P. Mercer	2	29	0	21
5	Shane Cole	1	24	0	24
20	Soren Vitas	1	8	0	8
<b>Total</b>		7	69	0	24

No	All-Purpose	Run	Rcv	KR	PR	IR	Total
8	Andrew Erwin	0	0	91	39	0	130
28	Parker Johnson	97	0	0	0	0	97
5	Shane Cole	55	24	0	0	0	79
18	J.P. Mercer	0	29	0	0	0	29
15	Gavin Nolan	14	0	0	0	0	14
12	Ethan Ireland	11	0	0	0	0	11
20	Soren Vitas	0	8	0	0	0	8
9	Ryan Swanson	0	8	0	0	0	8
<b>Total</b>		177	69	91	39	0	376

## Miamisburg HOME

No	Rushing	Att	Gain	Lost	Net	TD	Long
26	Chrys Ngoh	7	23	1	22	0	11
29	Keith Henry	9	26	7	19	1	12
2	Tytus Bettendorf	1	2	0	2	0	2
10	Henry Schneider	1	1	0	1	0	1
1	Tamir Thomas	1	1	0	1	0	1
14	Landen Roberts	7	7	27	-20	0	7
<b>Total</b>		26	60	35	25	1	12

No	Passing	Att	Cmp	Int	Yds	TD	Long	Sacks
2	Tytus Bettendorf	10	5	0	75	0	42	0
14	Landen Roberts	13	7	1	71	0	36	2
<b>Total</b>		23	12	1	146	0	42	2

No	Pass Receiving	No	Yds	TD	Long
29	Keith Henry	3	9	0	5
28	Jayy Bean	2	46	0	42
85	Bryce Vaughn	2	39	0	36
1	Tamir Thomas	2	17	0	11
6	Brayden Carpenter	1	14	0	14
35	Le'zon Green	1	13	0	13
10	Henry Schneider	1	8	0	8
<b>Total</b>		12	146	0	42


No	All-Purpose	Run	Rcv	KR	PR	IR	Total
28	Jayy Bean	0	46	0	0	0	46
25	Josh Brodnick	0	0	0	0	43	46
85	Bryce Vaughn	0	39	0	0	0	39
29	Keith Henry	19	9	0	0	0	28
1	Tamir Thomas	1	17	8	0	0	26
26	Chrys Ngoh	22	0	0	0	0	22
35	Le'zon Green	0	13	0	0	0	13
6	Brayden Carpenter	0	14	0	-1	0	13
10	Henry Schneider	1	8	0	0	0	9
2	Tytus Bettendorf	2	0	0	0	0	2
<b>Total</b>		45	146	8	-1	43	244



# Offensive Action



Offensive line blows open a hole in the Vikings line for Ethan Ireland



Receiver J.P. Mercer reaches for the goal line

# Black Shirts Statistics




	TACKLES				
	TOT	SOLO	SACK	TFL	PD
Lucas Mullinger	8	5	2.5	1.0	0
Jacob Taylor	11	6	1.0	0.0	0
Ziere Alston	7	5	0.0	0.0	0
Quinten Robinson	7	3	0.0	0.0	0
Jackson Puckett	6	1	0.0	0.0	0
Brady Seeley	4	3	1.0	1.0	0
Jacob Buhler	6	2	0.0	0.0	0
Andrew Erwin	5	3	0.0	0.0	0
Mason Keely	1	1	1.0	1.5	0
A.J. Taylor	3	3	0.0	0.0	0
Ty Skidmore	2	0	0.0	0.0	0
Bryce Bohram-Thomas	1	0	0.0	0.0	1
TEAM	1	1	0.0	0.0	0
Lucas Dice	1	1	0.0	0.0	0
Matthew Jones	1	0	0.0	0.0	0
Ryan McCall	1	1	0.0	0.0	0
Team	65	35	5.5	3.5	1



# Defensive Action



“Shoot the Guns and Drive for Five”



Relentless Pursuit to the echo of the whistle

# Kicking Statistics

No	Punting	No	Yds	Avg	TB	I20	Long
16	Leland Gantz	3	121	40.3	0	2	47
<b>Total</b>		3	121	40.3	0	2	47

No	Punting	No	Yds	Avg	TB	I20	Long
29	Keith Henry	4	139	34.8	0	0	43
<b>Total</b>		4	139	34.8	0	0	43

No	Returns*	Punt No	Yds LP	Kickoff No	Yd LP	Int.	Pass No	Yds LP
8	Andrew Erwin	2	39	4	91	36	0	0
24	Ziere Alston	0	0	0	0	0	1	0
<b>Total</b>		2	39	4	91	36	1	0

No	Returns*	Punt No	Yds LP	Kickoff No	Yd LP	Int.	Pass No	Yds LP
6	Brayden Carpenter	1	-1	0	0	0	0	0
1	Tamir Thomas	0	0	0	1	8	8	0
25	Josh Brodnick	0	0	0	0	0	1	43
<b>Total</b>		1	-1	0	1	8	8	1

No	Field Goals	Distance	Result
16	Leland Gantz	64	Block
16	Leland Gantz	47	Good

No	Field Goals	Distance	Result
15	Reece Hammond	34	Miss

No	Kickoffs	No	Yds	Avg	TB	FC	OB
16	Leland Gantz	6	356	59.3	5	0	0
<b>Total</b>		6	356	59.3	5	0	0

No	Kickoffs	No	Yds	Avg	TB	FC	OB
15	Reece Hammond	4	191	47.8	0	0	0
<b>Total</b>		4	191	47.8	0	0	0



Bohram-Thomas, A.J. Taylor, Robinson, McCall, Alston, Vitas, Gantz, Erwin, Buhler, J.Taylor, Ireland



Lucas Dice sinks a Viking on punt coverage

# Scoring Summary

Overall Record Now: 4-3  
Date: 10/4/2024

**CEN vs. MIA**  
Stadium: Harmon Field  
Site: Miamisburg, OH

Overall Record Now: 1-6  
Attendance: 4632


SCORE BY QUARTERS	1	2	3	4	OT	TOTAL
<b>(V) Centerville</b>	<b>26</b>	<b>7</b>	<b>0</b>	<b>0</b>	<b>0</b>	<b>33</b>
<b>(H) Miamisburg</b>	<b>0</b>	<b>0</b>	<b>0</b>	<b>13</b>	<b>0</b>	<b>13</b>

Team	Qtr.	Time	Scoring Play	Conversion	Plays/Yds	Score
CEN	1	10:57	Landen ROBERTS Carries(QB Keeper) SAFETY, clock 10:57 -1 yds		1 / -1	2 - 0
CEN	1	10:09	Parker Johnson Carries(Hand Off) TOUCHDOWN, clock 10:09 44 yds	PAT Kick by Leland Gantz GOOD.	2 / 54	9 - 0
CEN	1	09:48	Parker Johnson Carries(Hand Off) TOUCHDOWN, clock 09:48 1 yds	PAT Kick by Leland Gantz GOOD.	2 / 25	16 - 0
CEN	1	06:10	Leland Gantz 47 yard Field Goal attempt GOOD, clock 06:10		6 / 11	19 - 0
CEN	1	04:14	Shane Cole Carries(QB Keeper) TOUCHDOWN, clock 04:14 56 yds	PAT Kick by Leland Gantz GOOD.	2 / 64	26 - 0
CEN	2	00:26	Shane Cole Carries(QB Keeper) TOUCHDOWN, clock 00:26 1 yds	PAT Kick by Leland Gantz GOOD.	13 / 80	33 - 0
MIA	4	08:46	Gavin Nolan Passes to J.P. Mercer INTERCEPTED by Josh BRODNICK at the CEN 43 TOUCHDOWN, clock 08:46 43 yds	PAT Kick by Reece HAMMOND GOOD.	0 / 0	33 - 7
MIA	4	00:32	Keith HENRY Carries(Hand Off) TOUCHDOWN, clock 00:32 2 yds	PAT Kick by Reece HAMMOND NO Good	12 / 81	33 - 13

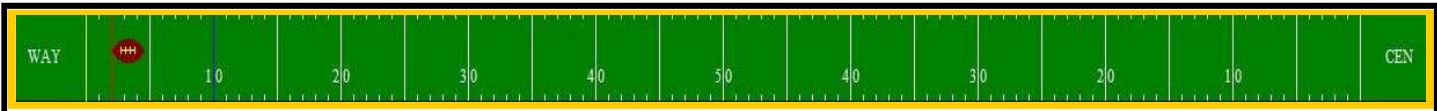
Time of Game: Kickoff: 07:00 PM

End of Game: 09:30 PM

Total Elapsed Time: 2:30



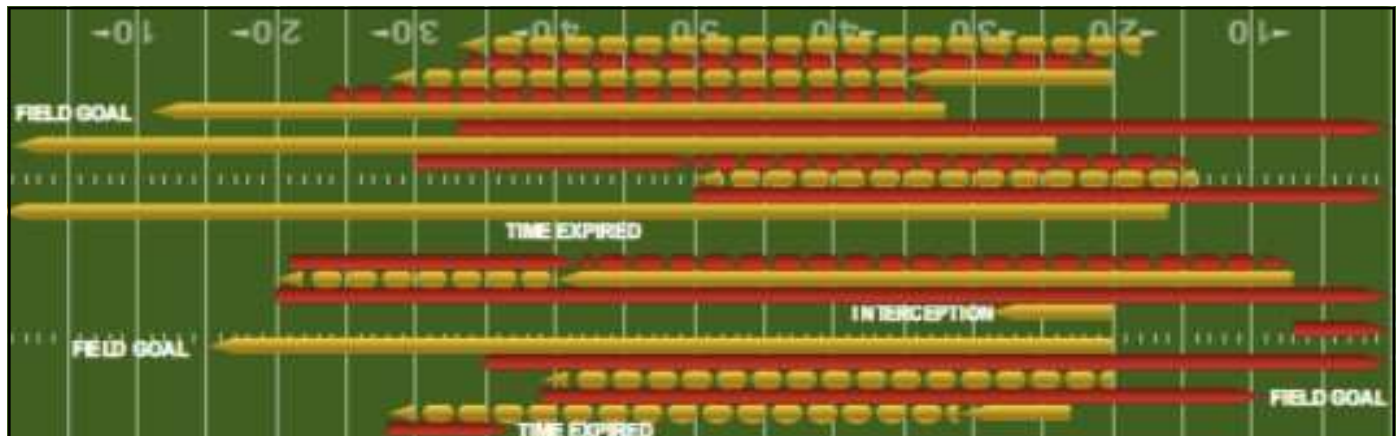
QB Shane Cole pulls away from tacklers to score TD on 56-yard keeper.



#	Team	Drive Started			Drive Ended			Drive Consumed			
		Quarter	Yd. Line	Time	How Obtained	Yd. Line	Time	How Lost	Yards	Plays	Time
1	CEN	1	47	12:00	Kickoff	Op 48	11:01	Punt	5	3	00:59
1	MIA	1	1	11:01	Punt	0	10:57	Safety	-1	1	00:04
2	CEN	1	46	10:57	Kickoff	Op 0	10:09	Touchdown	54	2	00:48
2	MIA	1	12	10:09	Kickoff	12	10:00	Interception	0	1	00:09
3	CEN	1	Op 25	10:00	Interception	Op 0	09:48	Touchdown	25	2	00:12
3	MIA	1	20	09:48	Kickoff	10	07:55	Punt	-10	3	01:53
4	CEN	1	Op 41	07:55	Punt	Op 30	06:10	Field Goal	11	6	01:45
4	MIA	1	20	06:10	Kickoff	21	05:03	Punt	1	3	01:07
5	CEN	1	36	05:03	Punt	Op 0	04:14	Touchdown	64	2	00:49
5	MIA	1	20	04:14	Kickoff	31	01:32	Punt	11	4	02:42
6	CEN	1/2	Op 45	01:32	Punt	40	11:30	Blocked FG	-15	4	02:02
6	MIA	2	Op 40	11:30	Blocked FG	Op 17	06:50	Missed FG	23	11	04:40
7	CEN	2	20	06:50	Missed FG	Op 0	00:26	Touchdown	80	13	06:24
7	MIA	2	20	00:26	Kickoff	22	00:00	End Half	2	1	00:26
8	MIA	3	20	12:00	Kickoff	Op 27	02:35	Downs	53	11	09:25
8	CEN	3	27	02:35	Downs	29	00:00	Punt	2	3	02:35
9	MIA	4	28	12:00	Punt	34	09:14	Punt	6	3	02:46
9	CEN	4	42	09:14	Punt	42	08:46	Interception	0	1	00:28
10	MIA	4	0	08:46	Interception	0	08:46	Touchdown	0	0	00:00
10	CEN	4	32	08:46	Kickoff	49	04:57	Punt	17	6	03:49
11	MIA	4	19	04:57	Punt	Op 0	00:32	Touchdown	81	12	04:25
11	CEN	4	35	00:32	Kickoff	31	00:00	End Game	-4	1	00:32

Centerville	First Quarter	Second Quarter	Third Quarter	Fourth Quarter	First Half	Second Half	Final
Time of Possession	06:05	06:54	02:35	04:49	12:59	07:24	20:23
Third-Down Conversions	0-3	1-1	0-1	1-2	1-4	1-3	2-7
Average Field Position	Op 47	20	27	36	48	34	43
Fourth-Down Conversions	0-0	0-0	0-0	0-0	0-0	0-0	0-0

Miamisburg	First Quarter	Second Quarter	Third Quarter	Fourth Quarter	First Half	Second Half	Final
Time of Possession	05:55	05:06	09:25	07:11	11:01	16:36	27:37
Third-Down Conversions	0-3	1-3	2-3	3-4	1-6	5-7	6-13
Average Field Position	14	40	20	23	21	22	22
Fourth-Down Conversions	0-0	1-1	0-1	0-0	1-1	0-1	1-2



# PLAYERS OF THE WEEK



**Bryce Bohram-Thomas**  
Defensive Back



**Jacob Edwards**  
Scout Defense



**Andrew Erwin**  
Special Teams



**Connor Harness**  
Scout Offense



**Zane Hough**  
Offensive Line



**J.P. Mercer**  
Offensive Back



**Ryan McCall**  
Defensive Line



**A.J. Taylor**  
JV Defense



**Russell Worley**  
JV Offense





**Standings**

TEAMS	CONFERENCE				OVERALL				
	W-L	PCT	PF	PA	W-L	PCT	PF	PA	STRK
Fairmont	3 - 1	.750	147	66	5 - 2	.714	210	109	W3
Springboro	3 - 1	.750	100	35	5 - 2	.714	175	72	W1
Centerville	3 - 1	.750	115	71	4 - 3	.571	179	170	W2
Springfield	3 - 1	.750	79	54	4 - 3	.571	106	98	L1
Wayne	2 - 2	.500	94	91	3 - 4	.429	186	194	W2
Beavercreek	1 - 3	.250	47	116	3 - 4	.429	143	142	L2
Northmont	1 - 3	.250	60	115	2 - 5	.286	101	205	L3
Miamisburg	0 - 4	.000	32	126	1 - 6	.143	102	175	L4

**Offensive Leaders**

PASSING YARDS	YDS
1 . Max Miller, Springboro	1063
2 . Landen Roberts, Miamisburg	670
3 . Tyrell Lewis, Wayne	589
4 . Shane Cole, Centerville	538
5 . Teaunn Hunter, Wayne	494

**Complete Leaders**

RUSHING YARDS	YDS
1 . Mattias Brunicardi, Springboro	766
2 . Isaiah Thompson, Wayne	726
3 . Logan Doty, Fairmont	713
4 . Zane Piatt, Beavercreek	626
5 . Parker Johnson, Centerville	522

**Complete Leaders**

RECEIVING YARDS	YDS
1 . Jamier Averette-Brown, Wayne	526
2 . Brayden Wilhite, Springboro	512
3 . Jaxon Long, Springboro	430
4 . Quenta Wafer Jr, Springfield	271
5 . Quincy Capogna, Centerville	264

**Defensive Leaders**

TACKLES	TACK
1 . Aidan Weimer, Springboro	80
2 . Kyron Dolby, Springfield	63
3 . Jacob Taylor, Centerville	61
4 . Josh Brodnick, Miamisburg	60
4 . Skyler Slifer, Fairmont	60

**Complete Leaders**

SACKS	SACK
1 . Mason Keely, Centerville	5
1 . Logan Wilkins, Fairmont	5
3 . Javion Lewis, Wayne	4
3 . Lucas Mullinger, Centerville	4
3 . Aidan Weimer, Springboro	4

**Complete Leaders**

INTERCEPTIONS	INT
1 . Toby Deglow, Fairmont	3
1 . Jamison Webster, Beavercreek	3
1 . Jussiah Williams-West, Wayne	3
4 . Josh Brodnick, Miamisburg	2
4 . Kelvin Keyes Jr, Beavercreek	2

# Road to the Playoffs

TEAMS	Week 1	Week 2	Week 3	Week 4	Week 5	Week 6	Week 7	Week 8	Week 9	Week 10
Lakota East 	Centerville 	Mason 	@Hamilton 	Princeton 	@Fairfield 	Middletown 	@Colerain 	Sycamore 	@Lakota West 	@Oak Hills 
St. Xavier 	@Lakota West 	@Centerville 	Indianapolis Cathedral 	Withrow 	Archbishop Moeller 	@Elder 	@Louisville Trinity 	@LaSalle 	St. Ignatius 	Life Christian Academy 
Carmel 	Honestead 	@Westfield 	@Centerville 	Louisville Trinity 	Broseuf Jesuit 	@North Central 	Ben Davis 	@Warren Central 	Lawrence Central 	
Fairmont 	Alter 	@Trotwood 	LaSalle 	Centerville 	@Wayne 	Miamisburg 	@Northmont 	Springboro 	@Springfield 	
Springfield 	Winton Woods 	Gonzaga (DC) 	Trotwood Madison 	Miamisburg 	@Centerville 	Springboro 	Wayne 	@Beavercreek 	Fairmont 	@Northmont 
Beavercreek 	Xenia 	Pontiz Tech 	@Thurgood Marshall 	Northmont 	Miamisburg 	Centerville 	@Springboro 	Springfield 	@Wayne 	@Fairmont 
Miamisburg 	@Chaminade 	Dublin Coffman 	@Pontiz Tech 	@Springfield 	Beavercreek 	@Fairmont 	Centerville 	@Wayne 	Northmont 	Springboro 
Northmont 	Butler 	@LaSalle 	Withrow 	@Beavercreek 	@Springboro 	5.5 	Fairmont 	@Centerville 	@Miamisburg 	Springfield 
Springboro 	Little Miami 	@Edgewood 	@Elder 	Wayne 	Northmont 	@Springfield 	Beavercreek 	@Fairmont 	Centerville 	@Miamisburg 
Wayne 	Fairfield 	Pickerington Central 	Lawrence North 	@Springboro 	Fairmont 	Northmont 	@Springfield 	Miamisburg 	Beavercreek 	@Centerville 

Current Rank	Rated W-L	ID #	Mailing City	School	Current Average
1	6-1	1686	Galloway	<a href="#">Westland</a>	13.7643
2	4-3	336	Centerville	<a href="#">Centerville</a>	12.0929
3	5-2	716	Hilliard	<a href="#">Hilliard Davidson</a>	11.6926
4	4-3	1480	Springfield	<a href="#">Springfield</a>	11.0967
5	5-2	807	Kettering	<a href="#">Kettering Fairmont</a>	10.9357
6	5-2	1470	Springboro	<a href="#">Springboro</a>	10.6214
7	4-3	846	Lebanon	<a href="#">Lebanon</a>	8.6214
8	4-3	1026	Middletown	<a href="#">Middletown</a>	7.9429
9	3-4	1638	Huber Heights	<a href="#">Wayne</a>	7.8357
10	3-4	486	Dublin	<a href="#">Dublin Jerome</a>	4.6357
11	2-5	1142	Clayton	<a href="#">Northmont</a>	4.4857
12	3-4	178	Beavercreek	<a href="#">Beavercreek</a>	2.9127
13	1-6	970	Marysville	<a href="#">Marysville</a>	2.8786
14	2-5	713	Hilliard	<a href="#">Hilliard Bradley</a>	2.5071
15	1-6	345	Grove City	<a href="#">Central Crossing</a>	2.4357
16	1-6	474	Dublin	<a href="#">Dublin Coffman</a>	1.4071
17	0-7	717	Hilliard	<a href="#">Hilliard Darby</a>	0.0000

# Drew Pasteur's Ohio Fantastic 50

## Ohio High School Football Rankings

1. #1 [Archbishop Moeller \(6-1\)](#)
2. #5 [Lakota West \(6-1\)](#)
3. #6 [St Xavier \(4-3\)](#)
4. #8 [St Edward \(4-3\)](#)
5. #15 [Elder \(4-3\)](#)
6. #18 [Hamilton \(5-2\)](#)
7. #19 [Winton Woods \(7-0\)](#)
8. #21 [Olentangy Liberty \(5-2\)](#)
9. #23 [Mentor \(7-0\)](#)
10. #25 [Hilliard Davidson \(5-2\)](#)
11. #26 [Princeton \(5-2\)](#)
12. #27 [Upper Arlington \(6-1\)](#)
13. #31 [Olentangy Orange \(6-1\)](#)
14. #37 [Pickerington North \(6-1\)](#)
15. #38 [Whitmer \(5-2\)](#)
16. #39 [Canton McKinley \(5-2\)](#)
17. #41 [Gahanna Lincoln \(5-2\)](#)
18. #43 [Kettering Fairmont \(5-2\)](#)
19. #44 [Lakota East \(5-2\)](#)
20. #48 [Pickerington Central \(5-2\)](#)
21. #51 [Springboro \(5-2\)](#)
22. #53 [Centerville \(4-3\)](#)
23. #54 [St Ignatius \(1-6\)](#)
24. #56 [Perrysburg \(6-1\)](#)
25. #60 [Wayne \(3-4\)](#)
26. #63 [Mason \(3-4\)](#)
27. #65 [Springfield \(4-3\)](#)
28. #68 [Olentangy Berlin \(5-2\)](#)
29. #71 [Grove City \(6-1\)](#)
30. #79 [Strongsville \(4-3\)](#)
31. #85 [Olentangy \(6-1\)](#)
32. #89 [West Clermont \(5-2\)](#)
33. #95 [Middletown \(4-3\)](#)
34. #96 [Jackson \(Massillon\) \(4-3\)](#)
35. #102 [Groveport Madison \(4-3\)](#)
36. #106 [Dublin Coffman \(1-6\)](#)
37. #109 [Westland \(6-1\)](#)
38. #113 [Oak Hills \(3-4\)](#)
39. #114 [Westerville North \(4-3\)](#)
40. #116 [Cleveland Heights \(3-4\)](#)
41. #128 [Lebanon \(4-3\)](#)
42. #137 [Milford \(3-4\)](#)
43. #142 [Fairfield \(2-5\)](#)
44. #147 [Findlay \(3-4\)](#)
45. #148 [Brunswick \(3-4\)](#)
46. #160 [Berea-Midpark \(1-6\)](#)
47. #162 [Lorain \(6-1\)](#)
48. #164 [Delaware Hayes \(5-2\)](#)
49. #172 [Hilliard Bradley \(2-5\)](#)
50. #179 [Dublin Jerome \(3-4\)](#)

Division 1 predictive rankings

Updated Mon 07-Oct-2024 02:32 PM

#	School	Ovr.	Rating ▾	Str.
1	Archbishop Moeller (Cincinnati)	6-1	57.20	37.8
2	St. Edward (Lakewood)	4-3	50.10	43.7
3	Mentor	7-0	47.10	16.5
4	Lakota West (West Chester)	6-1	47.00	20.1
5	St. Xavier (Cincinnati)	4-3	45.50	40.2
6	Upper Arlington (Columbus)	6-1	42.30	21.2
7	Olentangy Liberty (Powell)	5-2	41.70	28.0
8	Princeton (Cincinnati)	5-2	40.80	29.0
9	Elder (Cincinnati)	4-3	40.40	36.2
10	Winton Woods (Cincinnati)	7-0	39.80	12.2
11	Olentangy Orange (Lewis Center)	6-1	37.60	19.7
12	Whitmer (Toledo)	5-2	34.90	21.0
13	Hilliard Davidson (Hilliard)	5-2	34.40	17.7
14	McKinley (Canton)	5-2	33.90	23.3
15	Olentangy Berlin (Delaware)	5-2	33.50	20.8
16	Lakota East (Liberty Township)	5-2	33.20	21.2
17	Hamilton	5-2	33.00	26.5
18	Pickerington North (Pickerington)	6-1	32.70	11.7
19	Perrysburg	6-1	31.00	5.9
20	Lincoln (Gahanna)	5-2	30.70	21.1
21	Pickerington Central (Pickerington)	5-2	29.90	14.0
22	St. Ignatius (Cleveland)	1-6	29.90	46.6
23	Springfield	4-3	29.60	24.7
24	West Clermont (Cincinnati)	5-2	29.20	19.8
25	Grove City	6-1	28.70	6.1
26	Fairmont (Kettering)	5-2	28.50	16.3
27	Centerville	4-3	27.80	23.7
28	Springboro	5-2	26.90	14.5

# The 2024 Centerville Elks



1	Jacob Taylor	Senior	31	Colton Stowers	Sophomore	62	Isaac Nott	Junior
2	Quiten Robinson	Senior	32	James Dmtrik	Sophomore	63	Theodore Corbitt	Junior
3	Gavin Monturo	Senior	33	Ty Skidmore	Junior	64	Cayden Glasgow	Junior
4	Jackson Puckett	Senior	34	Lucas Mullinger	Junior	65	Christian Stockholm	Junior
5	Shane Cole	Junior	35	Chase Carlson	Sophomore	66	Lane Heckman	Senior
6	Brady Seeley	Junior	36	Jacob Edwards	Junior	67	Ethan Cahill	Senior
7	Ryan McCall	Senior	37	Ryan Gorman	Sophomore	68	Connor Berner	Sophomore
8	Andrew Erwin	Senior	38	Tremayne Branigan	Sophomore	70	Dylan Slocumb	Senior
9	Ryan Swanson	Junior	39	Nathan Gearhardt	Sophomore	71	Zane Hough	Senior
10	Quincy Capogna	Junior	40	Joseph Gabringer	Sophomore	72	Luke Thaxton	Junior
11	Bryce Bohram-Thomas	Senior	41	Roman Burroughs	Sophomore	73	Suliman Al-Nabaly	Sophomore
12	Ethan Ireland	Junior	42	Jeffrey Meyer	Sophomore	74	Landon McClearin	Sophomore
13	Dwayne Coker	Junior	43	JP Hildebrand	Sophomore	77	Kuol Kuol	Senior
14	Colten Burleson	Junior	44	K.J. Ely	Sophomore	78	Jason Middleton	Sophomore
15	Gavin Nolan	Sophomore	45	Pete Wilhelm	Sophomore	80	Reece Cowgill	Sophomore
16	Leland Gantz	Senior	46	Zachary Edwards	Sophomore	81	Josh Becker	Sophomore
17	Travis Wilbanks	Junior	47	Aidan Ponichtera	Sophomore	82	Joey Kristbaum	Sophomore
18	J,P, Mercer	Senior	48	DeVaun Dukes	Junior	83	Maddyx Blaylock	Sophomore
19	Jacob Buhler	Junior	49	Phineas Argentine	Sophomore	84	Mason Keely	Senior
20	Soren Vitas	Sophomore	50	Jay Holbert	Sophomore	85	Connor Harness	Sophomore
21	Mahmoud Wahdan	Junior	51	Eli Geidel	Sophomore	86	Russell Worley	Sophomore
22	Mason Boykin	Sophomore	52	Camden Sandlin	Junior	87	Gurshawn Sran	Sophomore
23	A.J. Taylor	Sophomore	53	Lucas Dice	Junior	88	Grant Whitehead	Sophomore
24	Ziere Alston	Sophomore	54	Adrian Wright	Junior	89	Liam Henry	Sophomore
25	Alec Deleon	Junior	55	Owen Hansbury	Junior	90	Princeton Starks	Junior
26	Alex Brinck	Sophomore	56	Emari Johnson	Sophomore	94	Oliver Watson	Sophomore
27	Alex George	Sophomore	57	Carson Kuhn	Sophomore	95	Ryan Thacker	Senior
28	Parker Johnson	Junior	58	Jackson Taylor	Junior	97	Brody McMullen	Junior
29	Jack Davis	Junior	59	Jordan Oppy	Sophomore	98	Benjamin Graf	Sophomore
30	Dawson Kerr	Sophomore	59	Braden Stoehr	Junior	99	Matthew Jones	Senior
			60	Wyatt Richards	Sophomore			



## 2024 CTC EXECUTIVE BOARD

President : Greg Kerr  
 Game Day Operations : Jay Richards  
 Treasurer: Tom Thaxton  
 Communications & Site: John Wheatley  
 Business Development: Tony Miltenberger  
 Booster Representative: Bill Brinck  
 Cuisine: Jennifer Kuhn & Kathleen Mullinger  
 Special Events: Courtney Keely  
 Apparel: Bill Brinck



PHOTOGRAPHS PROVIDED BY:  
***Barry Burtenshaw***  
**Burtenshaw.smugmug.com**

extra graphics provided by:  
**Conner Hamms**  
**Tyler Hillberg**

CHS STATISTICS PROVIDED BY:  
***Mike Stoner***  
***Scott Lieberman***

## MISSION STATEMENT

This season, the Centerville Football Mother's Club and the Centerville Football Quarterback Club merged to create the Centerville Touchdown Club. Membership is open to every parent, family member, and/or friend of all players, trainers, managers, and cheerleaders within the Centerville football program; past, present, or future. We also welcome all alumni of the program as well as any community members who desire to contribute to the well-being of the program. It is our mission to feed, nourish, and provide financial and volunteer support for the Centerville Football Program for all players, trainers, managers, and cheerleaders in grades 7-12 throughout the season. We do this through the careful planning and execution of special events from the pre-season parents meeting to the post-season banquet.

### Projects We Support

With the proceeds from our fundraising efforts, the Centerville Touchdown Club is able to support many projects that benefit the Centerville Elks football program.

- |                                |                                  |
|--------------------------------|----------------------------------|
| Preseason Parents Meeting      | Senior Banners                   |
| Two-a-day Meals                | Senior Night & Senior Dinner     |
| Football Season Kickoff Picnic | Annual CTC Scholarship - \$2,500 |
| Decorate the Helmet Night      | Audio and Video Equipment        |
| Midnight Hits                  | Infrastructure Improvements      |
| Pre-game Meals                 | In Season Highlight Videos       |
| Pre-game Tunnel                | Team Apparel                     |
| Picture Day                    | Senior Gifts                     |
| JV Home Game Concessions       | Team Awards and Plaques          |
| Staff Appreciation Night       | Trainer Equipment and Supplies   |
| Spirit Wear Sales              | In Season Film Nights            |
| Team Poster                    | Team Website and Social Media    |
| Creation of Team Sweatshirts   |                                  |



CTC Newsletter editor: Jim Ehrensberger  
 jim@ehrensberger.net