

Elks Move On in Playoffs



Andrew Erwin picks off tipped pass from teammate Bryce Broham-Thomas

The 200th Issue

<i>Schedule</i>	2
<i>Inside the Headset</i>	3-4
<i>Last Friday Recap</i>	5-6
<i>Dublin Coffman Preview</i>	7-11
<i>Top Rocks Players</i>	12
<i>Brothers and Ancestors</i>	13
<i>Springboro Game Stats</i>	14
<i>Offensive Stats & Action</i>	15-16
<i>Defensive Stats & Action</i>	17-18
<i>Kick Stats & Score Sum</i>	19-20
<i>Drive Chart</i>	21
<i>Players of the Week</i>	22
<i>Cheerleaders</i>	23-24
<i>GWOC Standings</i>	25
<i>Playoff Bracket</i>	26
<i>Ohio Rankings</i>	27-28
<i>2024 Elks Roster</i>	29
<i>CTC Mission</i>	30

Centerville Edges Out Springboro in Defensive Showdown, Advances in Playoffs

In an intense defensive battle at Centerville Stadium on Friday night, the Centerville Elks secured a 14-7 victory over the Springboro Panthers to advance in the OHSAA state playoffs. The game marked the team's second meeting this season, with Centerville taking the first matchup 28-10. This time, however, Springboro made the Elks work even harder for the win.

Springboro's offense was limited to just 35 rushing yards, a testament to Centerville's stifling defense led by seniors Jacob Taylor, and Quinten Robinson, who notched nine tackles each. Senior defensive back Andrew Erwin also made a crucial impact, intercepting a pass after teammate Bryce Broham-Thomas tipped a pass from Springboro quarterback Max Miller.

Springboro's first and only score came in the second quarter, when running back Mattias Brunicardi found a gap and completed a four-yard touchdown run. That gave the Panthers a 7-0 lead and put pressure on Centerville to respond.

The Elks answered in the fourth quarter with a gutsy 21-yard quarterback keeper from junior Shane Cole, who eluded Springboro defenders to reach the end zone. This touchdown, set up by Erwin's timely interception, swung momentum in Centerville's favor. Cole, who completed 11 of his 15 passes for 111 yards, was steady through the night, keeping Springboro's defense on their toes with both his arm and legs.

Junior running back Parker Johnson led the Elks' ground attack with 87 rushing yards on 15 carries, including a 41-yard burst that ended up being the game-winning score. Johnson's strength and balance at 5'10" and 210 pounds wore down the Springboro defense, helping Centerville secure the victory.

The win didn't come without a few tense moments, though, as kicker Leland Gantz uncharacteristically missed two field goal attempts. But with Centerville's defense holding strong, those missed opportunities didn't come back to haunt them. Now advancing deeper into the playoffs, Centerville will look to build on this gritty performance. As they advance to the next round, the Elks are a team to watch, blending defensive strength, and offensive agility in their quest for continuous improvement.

Elk's Football Schedule

TEAM	OPPONENT	DATE	TIME	LOCATION
Varsity	Dublin Coffman	Friday 11-15	7:00 PM	Springfield Stadium

CENTERVILLE STADIUM

ELKS 14
DOWN 4
TO GO 20

GUEST 7
QTR 4
BALL ON 43

TOL 1 | :00 | TOL 0

937-294-5100
enting.com

Fisher's

Week 12 Results

TEAM	OPPONENT	DATE	ELKS	OPPONENT
Varsity	Springboro	11/08/24	14	7

Inside the Headset



The Elks have played their last three games at home. Dublin Coffman has played their last two games on the road. Do you think the Rocks have an advantage with their road experience?

At this point in the season, every team has traveled and been on the road multiple times. I don't think it's an advantage at this point when teams play at a neutral site. We absolutely love playing at home, with our own facilities, and with our home crowd and student body, but we look forward to the opportunity to get on the road. We don't control where the game is at. We don't control how often the opposition has been on the road. We control our Attitude and our Effort. That's all we can control and we are excited to do just that in Springfield on Friday night.

Which Dublin Coffman players do you expect to be key in this crucial game?

They definitely have some really great players on their team. The quarterback, Amari Valero-Hudson, #1, is a really great athlete. He's fun to watch. He's fast, shifty, and competes very hard when he's got the ball in his hand. Another player I've been very impressed with is Christian Werling, #95. They move him all over the place and he's a pivotal part of their offense and defense. He seems like an old-school type of football player that would probably fit in very well at Centerville. Those two are very good players, but they also have a very good team. They have created a lot of depth for themselves by playing a lot of guys in a lot of positions, on both sides of the ball. They've done a good job and they are a very good team.

How do you prepare your team mentally for the pressure of a high-stakes playoff game, and what message do you convey to them to ensure they stay focused and composed?

Respectfully, there's no pressure. There's pressure when you are results-based, meaning that you think "What do I have to do to win this game?" This team is not, has not been, and will not be, results-based. Our players, coaches, and program is process-based. Don't get us wrong, we want to win. We are going to compete to win. But that's not the end-all-be-all. All year these players and coaches have been trying to be better today than they were yesterday. That's the mentality we have had and that's the mentality we will have Friday night. When you move from being results-based to process-based, an added perk is that it removes the pressure, because Friday night is simply part of the process of us being better today than we were yesterday. Regardless of the outcome, we will be better for having competed our hardest on Friday night, with great Attitude and great Effort, as a Team. All year it's been Us vs Us, and Friday night will be no different. We respect our opponent, we respect the game of football, and we respect this game, but there is no pressure.

Inside the Headset

Having witnessed a player from the other team throwing a cheap shot last week, how do you plan to ensure your team maintains discipline and avoids retaliation on the field?

We talk about this all the time. You have to have a team-first mentality. What is best for the team is more important than what is best for the individual. Sometimes players get heated. That's part of the game. It happens. But when you don't control your reaction, and let your emotions dictate your actions, you're being selfish and putting yourself before the team. No one is perfect, but we strive for a team-first mentality 100% of the time and we have to remember to put our teammates before our egos. A cheap shot or a costly penalty can not only cause a player to be removed from the game (and two more games), but can also cost the team the game. In the playoffs, the teams are very good, and can make you pay for a costly turnover or penalty. This is a very tough skill to master, being team-first, but it is paramount in our sport if we are going to be successful.

There are only 16 division 1 teams left in the playoffs. How does your team feel about this accomplishment and the opportunity they face Friday night?

We have also been talking about this a lot, being Grateful. We are very fortunate to be in the situation we are in. We are very fortunate to have the support that we have. We are very fortunate to be able to spend one more day together as a team. We always ask, "How do you show your gratitude?" Well, we've settled in that our answer to that question is EFFORT. When you want to show your teacher that you're grateful for them, you give them effort. When you want to show your wife and kids that you're grateful for them, you give them effort. When you want to show your team and program that you're grateful for them, you pour more and more effort. Effort looks different from situation to situation, but Gratitude is not only a feeling, but also an action. Our team is incredibly grateful to spend this week together. We have been pouring EFFORT into each other, into our preparation, and into our program. We will continue to pour more EFFORT on Friday and if we are fortunate enough to receive another day together, we will continue the process.



CENTERVILLE 14, SPRINGBORO 7



Centerville High School junior running back Parker Johnson breaks free from Springboro senior Jake Cane during their Division I, Region 2 playoff game on Friday night at Centerville Stadium. Johnson scored on the play to lift the Elks to a 14-7 win. MICHAEL COOPER/CONTRIBUTED

Johnson's late TD run lifts Centerville past Springboro

By Michael Cooper
Contributing Writer

CENTERVILLE – Parker Johnson took the direct snap, tucked the ball in his right hand and burst to the right – only to find several Springboro defenders.

“I thought I was going to get tackled and my legs kept driving and I just broke away,” Johnson said.

The Centerville High School junior running back cut back to the left, found an opening and sprinted to the end zone to lift the Elks to a 14-7 victory over the Panthers in a Division I, Region 2 quarterfinal game on Friday night at Centerville Stadium.

Johnson and junior quarterback Shane Cole combined for 151 rushing yards for the Elks (9-3), which advanced to Week 13 for the second time in three seasons.

“Our players made plays when they needed to make plays,” said Centerville coach Brent Ullery. “Our defense kept us in the game the entire time. Hats off to Springboro, they’re a great

team, well-coached with great players. That’s an OHSAA playoff game for you.”

Sophomore quarterback Max Miller threw for 127 yards and junior running back Mattias Brunnicardi rushed for 64 yards and a TD as Springboro finished its season 7-5. The Panthers turned the ball over three times in the game, including twice in the third quarter in Centerville territory.

“I thought they came out and played hard,” said Panthers coach Ryan Wilhite. “We just turned it over too many times. In a close game like that, it’s going to come down to protecting the football. We had a couple opportunities to really pull ahead and every time we turned it over.”

The Elks drove the ball into Panthers territory early in the first quarter, but weren’t able to convert a field goal attempt from 47 yards by senior Leland Gantz.

Springboro took the lead on a 4-yard run by Brunnicardi with 8:44 remaining in the first half. Another Elks drive stalled late in

the first half and another field goal attempt by Gantz from 52 yards fell just short of the goalpost as time expired.

Early in the fourth quarter, Centerville senior Andrew Erwin intercepted a pass and returned it into Springboro territory. A few plays later, Cole scored on a 26-yard run to tie the game with 9:20 remaining.

“We just kept pushing,” Johnson said. “They got tired and we were able to break away a little bit more (in the second half).”

The Panthers drove the ball to the Elks 31-yard line, but they were unable to convert on fourth down. After a long run by Cole pushed the ball to midfield, Johnson broke loose for his game-winning TD scamper.

“He’s so impressive,” Ullery said. “He gets better every week, he wants the ball and you see why he wants the ball.”

Johnson “made a great play” to give the Elks the lead, Wilhite said.

“We had a guy beat in the backfield and don’t get him on the ground and he goes for a

touchdown,” he said. “Credit to them.”

The Panthers again drove the ball down the field in the final minute, but Centerville junior Brady Seeley sacked Miller on third down and they weren’t able to convert on 4th-and-20.

A year after going 2-9, Springboro improved to 7-5 and advanced to a second-round playoff game for the second time in three seasons.

“I’m really proud of this team,” Wilhite said. “The spirit of this team and the way they’ve bonded together, they’ve been a pleasure to coach. I really love this group.”

The Elks improved to 9-3, winning their seventh straight game. They advanced to face Dublin Coffman (4-8) – which beat Lebanon 56-20 to advance to the third round – in a Region 2 semifinal game at 7 p.m. Nov. 15 at a site to be determined.

“It’s awesome,” Ullery said. “We’re grateful for every opportunity. This is Day 201 of our season. We’re just excited that we get 202.”

Wayne claims rematch from Fairmont to advance

By Marcus Hartman
Staff Writer

KETTERING – Tyrell Lewis ran for a touchdown and threw for another to lead Wayne to a 20-10 regional quarterfinal win over Fairmont at Roush Stadium.

Fairmont, the Greater Western Ohio Conference co-champion and top seed in Division I, Region 2, struck first with a methodical 72-yard drive on its first possession.

The Firebirds (9-3) ran it 11 times with Logan Doty finishing the drive with a 3-yard run over right tackle with 2:06 left in the first quarter.

Doty had 45 yards on the drive as eight men in the box proved not to be enough for the Wayne defense to stop Fairmont's triple-option attack.

No. 8 seed Wayne (7-5)

Wayne

continued from 1

dodging tacklers to find his way across the goal line with 6:34 to go.

"The coaches have been talking to him about just not being denied, giving it your all in those situations," Wayne coach Roosevelt Mukes said. "Zay has done a great job all year."

That put the Firebirds, who did not throw a pass while defeating the Warriors 43-22 in Week 5, behind the eight-ball.

They drove across midfield, but the drive was snuffed out when Wayne's Amare Gordon made a leaping interception at the Wayne 7-yard line with under five minutes on the clock.

The Warriors were not able to run out the clock before punting the ball back to Fairmont, but Gordon tipped a ball into the arms of Marvin Williams for another interception to put the game away.

That brought an end to one of the most successful seasons in Fairmont history.

"It's one of those things that the dust is going to need to settle," Miller said. "We did a lot of good things. I mean, I'm very proud of our kids, start to finish. Definitely a tough loss, but I think we look back on it, and there's a lot to be proud of this year. They kind of set the tone for hopefully the guys who come after 'em."

Fairmont, playing again with-

responded with an 80-yard march that featured a pair of fourth down conversions, including one at the Warriors 27 early in the drive. They converted that with a 4-yard swing pass from Lewis to Isaiah Thompson, then Lewis finished the drive with a 34-yard run on a fourth-and-2. He faked a jet sweep to the right, kept the ball and found a wide open lane to his left.

"I've seen the lane as soon as I snapped the ball and cut up, and I knew I had it," Lewis said. "I knew nobody was catching me."

That tied the game at 7 with 9:32 left in the second quarter, and Wayne took the lead early in the third after stopping Fairmont on downs at the Firebirds 19-yard line, an early gamble that did not pay off for Fairmont coach Dave Miller.

The Warriors stuffed Doty on

back-to-back runs up the middle in the triple I then needed four plays to put the ball in the end zone and take their first lead of the night.

Lewis found Teawnn Hunter in the end zone on a fourth-and-4 from the Fairmont 14. That put the Warriors on top 13-7, but the lead stayed there when Jamier Averette-Brown's pass went over the head of his intended receiver in the end zone on the PAT.

"I actually called that play," Lewis said of the touchdown. "We ran a play last year, and I knew they would be ready for it. It's kind of like a flat-and-up, a double move to make them bite on it. We put everyone over to the other said and he came across and I threw it to him. It was drawn up perfectly. It was the perfect play."

He finished with 133 yards

passing and 88 yards rushing.

The Firebirds went on another long drive on the ensuing possession, but a personal foul on a chop block put them behind the chains after they got into the red zone. That ultimately led to the hosts settling for a 33-yard field goal by senior Max Gehring with 8:17 left.

They nearly got the ball back two plays later in Warriors territory, but a potential interception went through a defender's hands. Wayne still faced third-and-14 on the next play, but Lewis came up with a big conversion when he found Gauge Miesse open in the seam for 29 yards.

One play later, Thompson delivered a bigger dagger with a 55-yard touchdown scamper, tight-roping the sideline and

Wayne continued on 2



Wayne's Isaiah Thompson (right) tries to avoid a tackle by Fairmont's Jack Probasco during the second round of the playoffs Friday at Fairmont. BILL LACKEY/STAFF

out senior quarterback Brock Baker because of a knee injury, had 273 total yards, including 135 from Doty, a sophomore.

Baker's understudy, junior JJ Hill, completed 3 of 8 passes for 31 yards and ran for 37 yards.

Both coaches agreed they felt the need to go for it frequently on fourth down because of the stakes of the game – and the fact the Firebirds like to play keep away if they can.

"You got to go get them when

you can, but we'll learn from it," Miller said. "I just feel bad for our seniors. That's a great senior class, and super proud of what they've done. And I think we've got some really good young guys that watched everything they did. And I think in the future, we'll be better for it."

Wayne moves on to play No. 5 seed Hilliard Davidson at a neutral site next Friday night. The Wildcats beat crosstown rival Hilliard Bradley 34-12.

"First of all, to God be the glory," Mukes said. "Our players and our coaches have done a great job, and I think at this time of year, man, it's about trusting your guys and trusting your coaches. And there is no tomorrow, you know what? So you never want to have, coulda, woulda, shoulda."

Contact this reporter at 937-815-4615 or email Marcus.Hartman@coxinc.com.

Rocks Preview



DUBLIN COFFMAN SHAMROCKS

Dublin, Ohio • Ohio Capital Conference • Division 1 Region 2 • Franklin County

Date	H/A	Opponent	Div.	Result	Score
8/23	A	Whitmer (9-3)	[I:1]	L	14-42
8/30	A	Miamisburg (2-8)	[II:8]	W	28-16
9/6	H	St Ignatius (1-10)	[I:1]	L	21-35
9/13	A	Pickerington North (10-2)	[I:3]	L	27-43
9/20	H	Gahanna Lincoln (9-3)	[I:3]	L	21-41
9/27	A	Olentangy Liberty (10-2)	[I:3]	L	15-19
10/4	H	Olentangy Orange (9-3)	[I:3]	L	20-27
10/11	H	Hilliard Davidson (8-4)	[I:2]	L	14-42
10/18	A	Upper Arlington (10-2)	[I:3]	L	13-38
10/25	H	Hilliard Bradley (3-9)	[I:2]	W	49-28
11/1	A	# Westland (8-3)	[I:2]	W	49-42
11/8	A	# Lebanon (7-5)	[I:2]	W	56-20
11/15	N	# Centerville (9-3)	[I:2]		

- Ohio playoff game



SCHOOL	TOTAL TOURN. APPEARANCES	LAST APPEARANCE	ALL-TIME RECORD	STATE CHAMPION	STATE RUNNER-UP	STATE SEMIFINALIST (as a Final 4 team)
Dublin Coffman - 2023, 2022, 2021, 2020, 2019, 2018, 2017, 2016, 2015, 2014, 2013, 2012, 2011, 2010, 2009, 2007, 2006, 2004, 2003 (gained 1 win due to forfeiture), 2002, 2001, 1994, 1991	23	2023	27-23			2 (07, 01)



Rocks Preview



Senior quarterback Amari Valerio-Hudson leads Dublin Coffman to consecutive playoff upsets

After two playoff upsets, senior QB Amari Valerio-Hudson leads Dublin Coffman into an OHSAA Division I, Region 2 semifinal Friday against Centerville.

Stats: The senior quarterback rushed for 294 yards and six touchdowns on 25 carries and passed for a TD in a 56-20 win over Lebanon.

FOOTBALL DEFEATS LEBENON 56-20 ADVANCES TO REGIONAL SEMI

The Rocks earned the #14 seed in the OHSAA Div. I Region 2 Football Playoff Computer Rankings. Coffman defeated Westland 49-42 in the first round.

Coffman traveled to Lebanon and won 56-20 to earn a OHSAA Div. I Region 2 second round victory. The Rocks will now face Centerville in the Regional Semi at Springfield HS Wildcat Stadium.

COFFMAN VS CENTERVILLE

Friday, NOV. 15

7:00PM

Drew Pasteur's Matchup

PICK: Centerville to win by 14

#26 Centerville Elks (9-3) 161.6

Rankings

#13 of 71 in Division 1

#1 of 17 in Region 2

Strength of schedule #14 in D1

Resume ranking **#11 in D1** (+287 WP+)

Made Region 2 playoffs as #2 seed

#75 Dublin Coffman (4-8) 147.7

Rankings

#30 of 71 in Division 1

#7 of 17 in Region 2

Strength of schedule #6 in D1

Resume ranking **#27 in D1** (+23 WP+)

Made Region 2 playoffs as #14 seed



Centerville

OHSAA regional playoffs

11/01 (week 11) W 42-0 H [#268 Beavercreek \(3-8\) D1 R2](#), pick: W by 38 (99%), perf. rating 172

11/08 (week 12) W 14-7 H [#69 Springboro \(7-5\) D1 R2](#), pick: W by 17 (87%), perf. rating 157

11/15 (week 13) N [#75 Dublin Coffman \(4-8\) D1 R2](#), pick: W by 14 (82%)



Dublin Coffman

OHSAA regional playoffs

11/01 (week 11) W 49-42 A [#100 Westland \(8-3\) D1 R2](#), pick: L by 5 (37%), perf. rating 153

11/08 (week 12) W 56-20 A [#149 Lebanon \(7-5\) D1 R2](#), pick: L by 1 (47%), perf. rating 187

11/15 (week 13) N [#26 Centerville \(9-3\) D1 R2](#), pick: L by 14 (18%)

2024 Dublin Coffman Roster



2024 DUBLIN COFFMAN VARSITY/JV FOOTBALL ROSTER

Head Coach: Geron Stokes

Assistant Coaches: Brent Allarding, Bret Buchanan, Josh Colbert, Drysten Crallie, Jack Dorenkott, Dan Forson, Dave Henderson, Corey Hise, Tyler Imoff, Zach Kershner, Marcus Lingerell, Mike Nemeth, Thomas Rogan, Adam Rothstein, Chris Stokes, Doug Titus, and Irv White.

Administration:

Superintendent:

Dr. John Marschhausen

Principal: Matthew Parrill

Assistant Principals: Ryan McClure, Valerie Lawrensen, Wayne Tsai



#	Name	Height	Weight	Grade	POS
1	Amari Valerio-Hudson	6'0"	170	12	QB
2	Brayden Scholl	5'8"	175	11	WR
3	Andy Park	5'11"	180	12	SS
4	Jesse Jones	5'9"	160	12	CB
5	Jack Schwanke	6'0"	200	12	TE
6	Cameron Hairston	6'1"	190	12	WR
7	Cade Stokes	6'0"	150	11	SS
8	Cam Reid	6'1"	185	12	LB
9	Ben Loesch	5'9"	180	11	TE
10	Nigel Allard	5'9"	180	12	FS
11	Andre Emmenegger	5'11"	165	10	QB
12	Carson Dues	5'9"	170	11	RB
13	Jake Naples	5'9"	155	12	WR
14	Oliver Rauenswinder	6'0"	160	12	WR
15	Jackson Dippold	6'0"	135	11	WR
16	Reis Crenshaw	5'9"	130	11	WR
17	Will Dorenkott	5'11"	185	12	SS
18	Mason Parrill	6'4"	210	10	DL
19	Wyatt Yesnick	5'9"	170	12	K
20	Nick Ross	6'0"	215	11	LB
21	Jace Proper	5'7"	140	11	CB
22	Zachary Anspach	5'11"	185	12	CB
23	Daven White	6'0"	195	12	LB
24	Shawn May	5'8"	170	11	LB
25	Matthias Madison	5'7"	165	10	RB
26	Hunter Covington	5'9"	165	11	LB
27	Nick Sullivan	5'7"	165	11	RB
28	Lucas Hoyt	5'7"	145	12	FS
29	Ryan Ku	5'8"	165	11	CB
30	Gavin Schimming	5'10"	160	10	CB
31	Will Gress	6'0"	185	12	LB
32	Jordan Sanders	5'7"	175	11	RB
33	Anthony Hughes	5'10"	130	11	WR
34	Andrew Alliance	5'10"	180	10	RB
35	Brendan Cox	6'0"	165	10	SS

#	Name	Height	Weight	Grade	POS
36	Josh Hicks	6'2"	180	11	DL
37	Yuxiang Lin	5'6"	155	10	RB
38	Steven Choi	5'6"	135	11	WR
39	Param Patel	5'8"	155	10	TE
40	Carter Gough	6'0"	140	10	DL
41	Carson Stokes	5'7"	160	9	SS
44	Aiden Ables	5'7"	160	10	SS
47	Brady Magyar	6'0"	170	12	K
48	Cameron Riffe	6'0"	180	10	LB
50	Patrick Barrington	6'2"	180	10	OL
51	Jack Moloney	5'10"	150	10	OL
52	Ahmed Hamed	5'10"	225	12	DL
55	Xander Maas	5'8"	162	10	OL
56	Luca Sabados	6'3"	250	11	OL
62	Tre Gregory	5'11"	205	12	OL
64	Luciano Ruiz Beech	6'1"	190	10	DL
65	Ryuzo Nishibori	5'11"	259	11	OL
66	Max Patterson	6'7"	265	12	OL/ TE
67	Leo Caviness	6'0"	250	12	OL
70	Logan Stuck	6'3"	305	12	C
72	Jack Shepherd	6'0"	225	12	OL
73	Cameron Daugherty	6'0"	223	11	OL
77	Clayton Shipley	6'4"	275	11	OL
80	Julian Zamor	5'9"	165	12	WR
81	Reid Caviness	6'2"	190	10	TE
84	Max Ehresman	5'9"	140	10	WR
86	Maxwell Kasler	6'1"	150	10	WR
87	Jacob Rings	5'8"	185	10	DL
88	AZ Thompson	6'2"	215	12	P
90	Frankie Wilkens	6'3"	205	12	DL
91	Armando Campa	6'0"	220	12	DL
95	Christian Werling	6'3"	240	12	TE
96	Dylan Magyar	5'3"	125	11	WR
97	Drew Alcox	5'10"	190	11	DL
98	Braylen Wright	6'2"	215	9	DL
99	Hossen Asi	5'10"	235	12	DL

Centerville Coffman Series



SEASON	WINNER	Elks	Coffman	#
2024	TBD	TBD	TBD	4
2023	Coffman	14	22	3
2022	Centerville	48	14	2
2013	Coffman	14	42	1



**CEN vs DUCO (FINAL)
(08/25/2023)
Dublin, OH**

**Games Played 3
Centerville won 1
Coffman won 2**

TEAM	CEN (VISITOR)	DUCO (HOME)
Score	14	22
First Downs	13	14
Rushes / Yards (Net)	21 / 97	38 / 184
Passing Yards (Net)	143	142
Passes -- Att / Comp / Int	26/17/2	20/14/0
Total Offensive Plays / Yards	47 / 240	58 / 326
Fumble Returns / Yards	0 / 0	0 / 0
Punt Returns / Yards	2 / 10	0 / 0
Kickoff Returns / Yards	0 / 0	1 / -2
Interception Returns / Yards	0 / 0	2 / 1
Punts (Number/Average)	4 / 30.3	4 / 36.3
Fumbles / Lost	1 / 1	1 / 0
Penalties / Yards	5 / 45	8 / 70
Possession Time	20:17	27:43

SCORE BY QUARTERS	1	2	3	4	OT	TOTAL
(V) Centerville	0	7	0	7	0	14
(H) Dublin Coffman	0	10	3	9	0	22

Team	Qtr.	Time	Scoring Play	Conversion	Plays/Yds	Score
DUCO	2	07:45	Quinn HART Carries(QB Keeper) TOUCHDOWN, clock 07:45 36 yds	PAT Kick by Matthew SCHRAMM GOOD.	3 / 45	0 - 7
CEN	2	02:48	Drake Wells Passes to Braylon Newcomb COMPLETE TOUCHDOWN, clock 02:48 10 yds	PAT Kick by Leland Gantz GOOD,	11 / 80	7 - 7
DUCO	2	00:00	Matthew SCHRAMM 39 yard Field Goal attempt GOOD, clock 00:00		10 / 58	7 - 10
DUCO	3	02:40	Matthew SCHRAMM 22 yard Field Goal attempt GOOD, clock 02:40		8 / 15	7 - 13
CEN	4	07:56	Braylon Newcomb Carries(Hand Off) TOUCHDOWN, clock 07:56 33 yds	PAT Kick by Leland Gantz GOOD,	8 / 76	14 - 13
DUCO	4	05:22	Quinn HART Passes to Eli LOSEY COMPLETE TOUCHDOWN, clock 05:22 8 yds	PAT Run by Amari VALERIO-HUDSON NO Good	6 / 85	14 - 19
DUCO	4	03:30	Matthew SCHRAMM 46 yard Field Goal attempt GOOD, clock 03:30		4 / -10	14 - 22

Key Players



All-Ohio Capital Conference
First Team
Senior 6'0" 170 QB



All-Ohio Capital Conference
First Team
Senior 6'3" 240 TE



All-Ohio Capital Conference
Second Team
Senior 6'0" 250 OL



All-Ohio Capital Conference
Second Team
Senior 6'1" 190 WR

Brayden Scholl



All-Ohio Capital Conference
Second Team
Junior 5'8" 175 WR

Brothers and Ancestors

**THOSE WHO PAID THE PRICE
W.O.L. CHAMPIONS**

TEAM	RECORD	YEAR
1975	9 - 1	1982
1976	10 - 0	1983
1977	10 - 0	1984
1978	9 - 1	1985
1979	9 - 1	1986
1980	9 - 1	1991
1981	8 - 2	1993
		1998
		2017
		2023

THROUGH THESE DOORS
CENTERVILLE
PASS THE MEMO!

BUILD RELATIONSHIPS WITH TEAMMATES



Springboro Game Stats



SBR vs CEN (FINAL)
(11/08/2024 at Centerville)
Centerville, OH

TEAM	SBR (VISITOR)	CEN (HOME)
First Downs	14	13
--Rushing	4	7
--Passing	8	4
--Penalty	2	2
Rushing Attempts	28	32
Yards Gained Rushing	68	167
Yards Lost Rushing	33	16
Net Yards Rushing	35	151
Net Yards Passing	154	111
--Passes Attempted	31	15
--Passes Completed	19	11
--Had Intercepted	2	0
Total Offensive Plays	59	47
Total Net Yards	189	262
--Average Gain Per Play	3.2	5.6
Fumbles: Number / Lost	1 / 1	2 / 1
Penalties: Number / Yards	4 / 53	8 / 117
Number of Punts / Yards	5 / 190	5 / 191
--Average Per Punt	38.0	38.2
Punt Returns: Number / Yards	0 / 0	3 / 18
Number of Kickoffs / Yards	2 / 113	3 / 139
--Average Per Kick	56.5	46.3
--Touchbacks	0	1
Kickoff Returns: Number / Yards	1 / 18	2 / 21
Interception Returns: Number / Yards	0 / 0	2 / 54
Fumble Returns: Number / Yards	0 / 0	0 / 0
Miscellaneous Yards	0	0
Possession Time	26:40	21:20
Third Down Conversions	2 of 12	2 of 10
Fourth Down Conversions	1 of 3	0 of 1
Redzone Conversions:	1 of 1	0 of 1
Redzone Touchdowns:	1	0
Redzone Field Goals Made:	0	0
Sacks By: Number / Yards	0 / 0	2 / 17

Offensive Statistics

Springboro VISITOR

No	Rushing	Att	Gain	Lost	Net	TD	Long
0	TEAM	23	68	4	64	1	11
7	Brayden Wilhite	1	0	2	-2	0	0
2	Drew Balogh	1	0	8	-8	0	0
5	Max Miller	3	0	19	-19	0	0
Total		28	68	33	35	1	11

No	Passing	Att	Cmp	Int	Yds	TD	Long	Sacks
5	Max Miller	29	18	2	127	0	17	2
8	Brady Gutman	2	1	0	27	0	27	0
Total		31	19	2	154	0	27	2

No	Pass Receiving	No	Yds	TD	Long
6	Jaxon Long	9	72	0	17
7	Brayden Wilhite	6	30	0	15
8	Brady Gutman	3	25	0	14
13	Aidan Newdigate	1	27	0	27
Total		19	154	0	27

No	All-Purpose	Run	Rcv	KR	PR	IR	Total
6	Jaxon Long	0	72	0	0	0	72
0	TEAM	64	0	0	0	0	64
7	Brayden Wilhite	-2	30	0	0	0	28
13	Aidan Newdigate	0	27	0	0	0	27
8	Brady Gutman	0	25	0	0	0	25
2	Drew Balogh	-8	0	18	0	0	10
Total		54	154	18	0	0	226

Centerville HOME

No	Rushing	Att	Gain	Lost	Net	TD	Long
28	Parker Johnson	15	88	1	87	1	41
5	Shane Cole	16	79	11	68	1	26
0	TEAM	1	0	4	-4	0	0
Total		32	167	16	151	2	41


No	Passing	Att	Cmp	Int	Yds	TD	Long	Sacks
5	Shane Cole	15	11	0	111	0	30	0
Total		15	11	0	111	0	30	0

No	Pass Receiving	No	Yds	TD	Long
3	Gavin Monturo	5	51	0	25
9	Ryan Swanson	3	37	0	30
28	Parker Johnson	1	11	0	11
81	Josh Becker	1	8	0	8
20	Soren Vitas	1	4	0	4
Total		11	111	0	30

No	All-Purpose	Run	Rcv	KR	PR	IR	Total
28	Parker Johnson	87	11	0	0	0	98
5	Shane Cole	68	0	0	0	0	68
9	Ryan Swanson	0	37	19	0	0	56
3	Gavin Monturo	0	51	0	0	0	51
8	Andrew Erwin	0	0	2	18	29	49
2	Quiten Robinson	0	0	0	0	25	25
81	Josh Becker	0	8	0	0	0	8
20	Soren Vitas	0	4	0	0	0	4
Total		155	111	21	18	54	359



Offensive Action



Quarterback Shane Cole scores in the 4th quarter on 26-yard keeper.



Parker Johnson cuts back on his way for a 41-yard touchdown that takes the Elks to the next round!


Black Shirts Statistics




	TACKLES				
	TOT	SOLO	SACK	TFL	PD
Jacob Taylor	9	5	2.0	2.5	0
Quinten Robinson	9	5	0.0	0.0	3
Jackson Puckett	7	1	0.0	0.5	0
Brady Seeley	3	2	1.0	2.5	0
Andrew Erwin	7	2	0.0	0.0	0
Lucas Mullinger	5	4	0.5	0.5	0
Bryce Bohram-Thomas	6	4	0.0	0.0	1
Jacob Buhler	6	6	0.0	1.0	0
Mason Keely	4	3	0.0	0.0	0
Matthew Jones	3	1	0.0	0.0	0
Ryan McCall	1	0	0.0	0.0	1
Jay Holbert	2	0	0.0	0.0	0
Colten Burleson	1	1	0.0	0.0	0
A.J. Taylor	1	1	0.0	0.0	0
Ziere Alston	1	1	0.0	0.0	0
Team	65	36	3.5	7.0	5



Defensive Action



Gang tackling Black Shirts stops Panther #0 near the Springboro one yard line!



Quinten Robinson makes an incredible interception to stop Panther drive

Kicking Statistics

No	Punting	No	Yds	Avg	TB	I20	Long
88	Henry Greenberg	5	190	38.0	0	0	47
Total		5	190	38.0	0	0	47

No	Punting	No	Yds	Avg	TB	I20	Long
16	Leland Gantz	5	191	38.2	1	3	52
Total		5	191	38.2	1	3	52

No	Returns*	Punt No	Yds	LP	Kickoff No	Yd	LP	Int.	Pass No	Yds	LP
2	Drew Balogh	0	0	0	1	18	18	0	0	0	0
Total		0	0	0	1	18	18	0	0	0	0

No	Returns*	Punt No	Yds	LP	Kickoff No	Yd	LP	Int.	Pass No	Yds	LP
8	Andrew Erwin	3	18	10	1	2	2	1	29	29	
9	Ryan Swanson	0	0	0	1	19	19	0	0	0	
2	Quiten Robinson	0	0	0	0	0	0	1	25	25	
Total		3	18	10	2	21	19	2	54	29	

No	Field Goals	Distance	Result

No	Field Goals	Distance	Result
16	Leland Gantz	52	Miss
16	Leland Gantz	44	Miss

No	Kickoffs	No	Yds	Avg	TB	FC	OB
88	Henry Greenberg	2	113	56.5	0	0	0
Total		2	113	56.5	0	0	0

No	Kickoffs	No	Yds	Avg	TB	FC	OB
16	Leland Gantz	3	139	46.3	1	1	0
Total		3	139	46.3	1	1	0



Kickoff team prepares to cover Leland's kick

Scoring Summary

Overall Record Now: 7-5
Date: 11/8/2024

SBR vs. CEN
Stadium: Centerville
Site: Centerville, OH

Overall Record Now: 9-3
Attendance: 3612

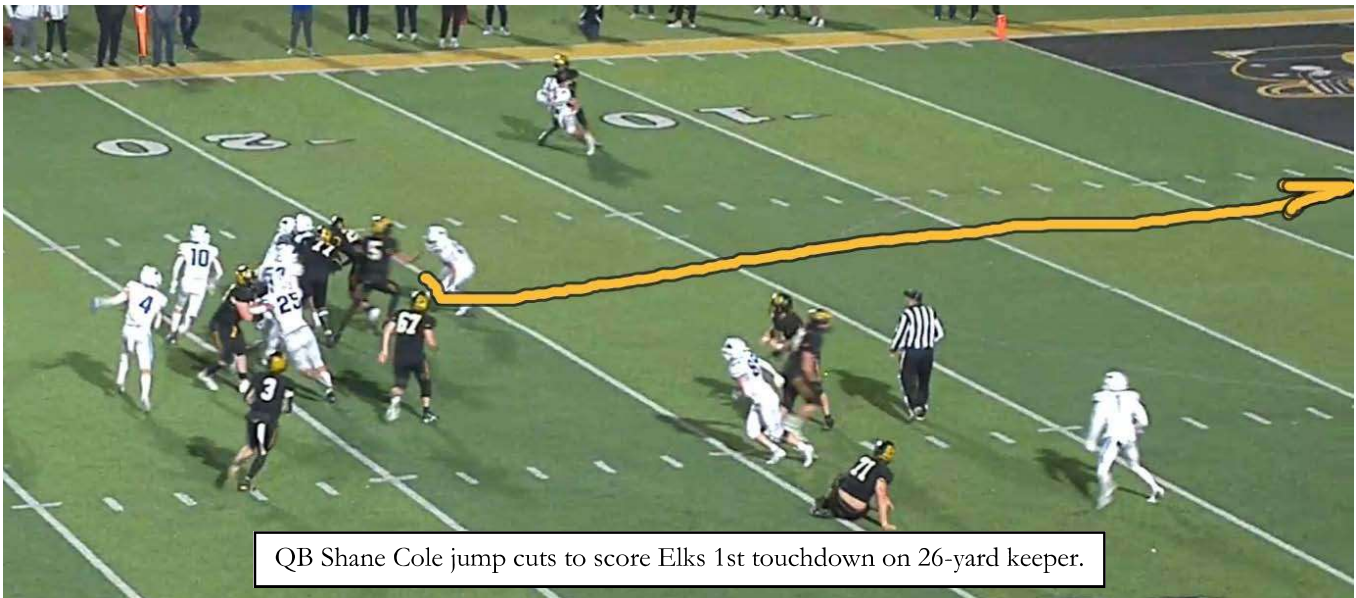
SCORE BY QUARTERS		1	2	3	4	OT	TOTAL
(V) Springboro		0	7	0	0	0	7
(H) Centerville		0	0	0	14	0	14

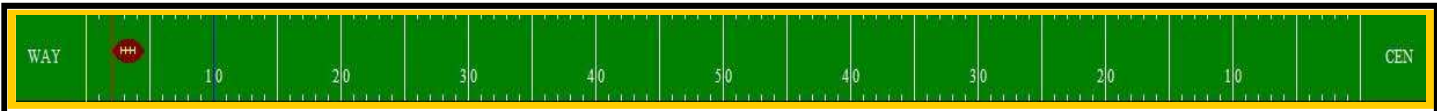
Team	Qtr.	Time	Scoring Play	Conversion	Plays/Yds	Score
SBR	2	08:44	TEAM Carries(Hand Off) TOUCHDOWN, clock 08:44 4 yds	PAT Kick by Henry Greenberg GOOD.	12 / 80	7 - 0
CEN	4	09:20	Shane COLE Carries(QB Keeper) TOUCHDOWN, clock 09:20 26 yds	PAT Kick by Leland GANTZ GOOD.	2 / 28	7 - 7
CEN	4	02:05	Parker JOHNSON Carries(Hand Off) TOUCHDOWN, clock 02:05 41 yds	PAT Kick by Leland GANTZ GOOD.	4 / 69	7 - 14

Time of Game: Kickoff: 07:00 PM

End of Game: 09:30 PM

Total Elapsed Time. 2:30





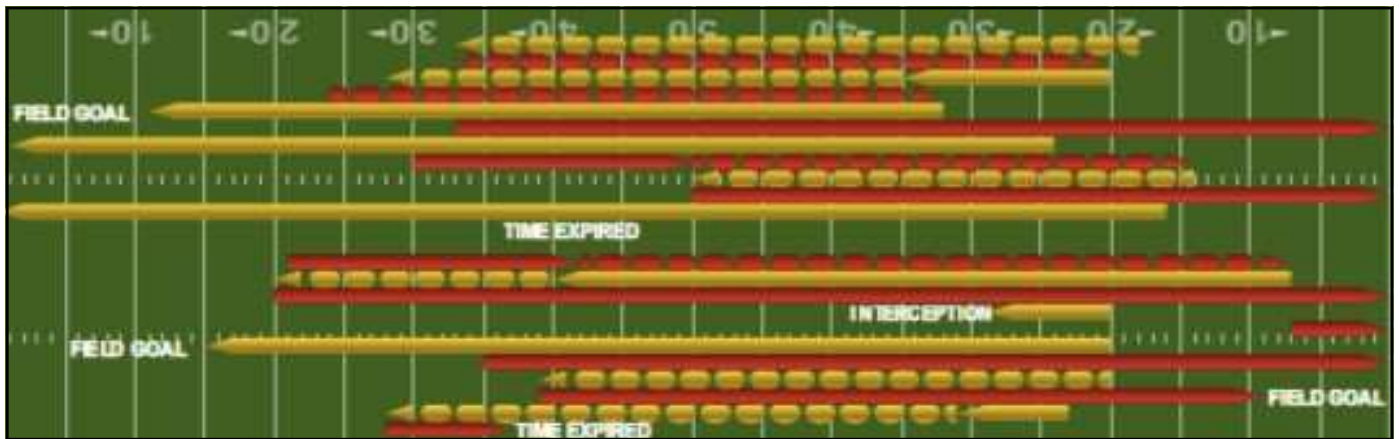
#	Team	Drive Started			Drive Ended			Drive Consumed			
		Quarter	Yd. Line	Time	How Obtained	Yd. Line	Time	How Lost	Yards	Plays	Time
1	CEN	1	22	12:00	Kickoff	48	08:06	Punt	26	7	03:54
1	SBR	1	20	08:06	Punt	27	06:31	Punt	7	3	01:35
2	CEN	1	41	06:31	Punt	Op 41	05:00	Punt	18	4	01:31
2	SBR	1	4	05:00	Punt	5	02:59	Punt	1	3	02:01
3	CEN	1	Op 32	02:59	Punt	Op 27	01:40	Missed FG	5	4	01:19
3	SBR	1/2	20	01:40	Missed FG	Op 0	08:44	Touchdown	80	12	04:56
4	CEN	2	6	08:44	Kickoff	22	06:04	Punt	16	5	02:40
4	SBR	2	37	06:04	Punt	48	04:06	Fumble	11	2	01:58
5	CEN	2	Op 48	04:06	Fumble	Op 43	03:59	Punt	5	3	00:07
5	SBR	2	11	03:59	Punt	30	02:00	Punt	19	5	01:59
6	CEN	2	33	02:00	Punt	Op 35	00:00	Missed FG	32	5	02:00
6	SBR	3	35	12:00	Missed FG	50	09:00	Interception	15	7	03:00
7	CEN	3	Op 42	09:00	Interception	Op 13	07:10	Fumble	29	4	01:50
7	SBR	3	13	07:10	Fumble	9	05:13	Punt	-4	3	01:57
8	CEN	3	Op 48	05:13	Punt	Op 44	01:31	Punt	4	6	03:42
8	SBR	3/4	15	01:31	Punt	Op 49	10:05	Interception	36	6	03:26
9	CEN	4	Op 28	10:05	Interception	Op 0	09:20	Touchdown	28	2	00:45
9	SBR	4	20	09:20	Kickoff	9	07:55	Punt	-11	3	01:25
10	CEN	4	Op 46	07:55	Punt	48	06:19	Downs	-6	4	01:36
10	SBR	4	Op 48	06:19	Downs	Op 31	03:22	Downs	17	6	02:57
11	CEN	4	31	03:22	Downs	Op 0	02:05	Touchdown	69	4	01:17
11	SBR	4	24	02:05	Kickoff	Op 41	00:39	Downs	35	9	01:26
12	CEN	4	41	00:39	Downs	37	00:00	End Game	-4	1	00:39

Springboro

	First Quarter	Second Quarter	Third Quarter	Fourth Quarter	First Half	Second Half	Final
Time of Possession	05:16	07:13	06:28	07:43	12:29	14:11	26:40
Third-Down Conversions	0-2	1-3	0-3	1-4	1-5	1-7	2-12
Average Field Position	14	24	21	32	18	26	22
Fourth-Down Conversions	0-0	0-0	1-1	0-2	0-0	1-3	1-3

Centerville

	First Quarter	Second Quarter	Third Quarter	Fourth Quarter	First Half	Second Half	Final
Time of Possession	06:44	04:47	05:32	04:17	11:31	09:49	21:20
Third-Down Conversions	0-3	0-3	2-3	0-1	0-6	2-4	2-10
Average Field Position	43	30	Op 45	49	37	Op 49	44
Fourth-Down Conversions	0-0	0-0	0-0	0-1	0-0	0-1	0-1



PLAYERS OF THE WEEK



Mason Boykin
Scout Defense



Shane Cole
Offense Back



Gavin Monturo
Offensive Lineman



Quinten Robinson
Defensive Back



A.J. Taylor
Special Teams



Jacob Taylor
Defensive Lineman



Entire Scout Offensive Line
Scout Offense

The 2024 Varsity Cheerleaders

BEHIND THE POM-POMS: THE GRIT AND GLORY OF HIGH SCHOOL CHEERLEADING

High school cheerleading is often seen as the embodiment of school spirit, with its vibrant performances and peppy chants. But behind the glittering pom-poms and infectious energy lies a world of rigorous athleticism, intense competition, and unyielding dedication that rivals any sport.

At its core, cheerleading demands a remarkable level of physical fitness. Cheerleaders must master a blend of strength, flexibility, and endurance to execute high-flying stunts, complex tumbling passes, and synchronized dance routines. This is not merely about enthusiasm; it's about rigorous training sessions that include weightlifting, cardio workouts, and specialized gymnastics drills. Each practice is a test of resilience and coordination, pushing the limits of what the human body can achieve.

The competitive aspect of cheerleading brings an additional layer of intensity. High school squads often participate in regional and national competitions, where they are judged on their precision, creativity, and athletic prowess. These events are a far cry from the sidelines of a football game—cheerleaders face the scrutiny of professional judges and the pressure of performing flawless routines under the spotlight. Preparation for these competitions can dominate the calendar, with practices extending late into the evening and weekends devoted to perfecting every move.

Beyond the physical and competitive elements, cheerleading plays a crucial role in fostering school spirit and unity. Cheerleaders are the heartbeat of their schools, energizing crowds, and creating an electric atmosphere at sporting events. Their performances are meticulously planned to rally support and boost morale, turning the tide of a game with their infectious enthusiasm. It is this spirit, combined with their athletic feats, that makes cheerleaders indispensable to the fabric of high school sports.


The journey of a high school cheerleader is one of determination and pride. It requires a balance of athletic skill, competitive drive, and a passion for elevating the school community. As they flip and fly through the air, cheerleaders epitomize the spirit of perseverance and teamwork, proving that their role is far more profound than the pom-poms and cheers suggest.

Thanks to Head Coach Windai Tolbert, and these athletes, for your dedication and hard work, Go Elks!

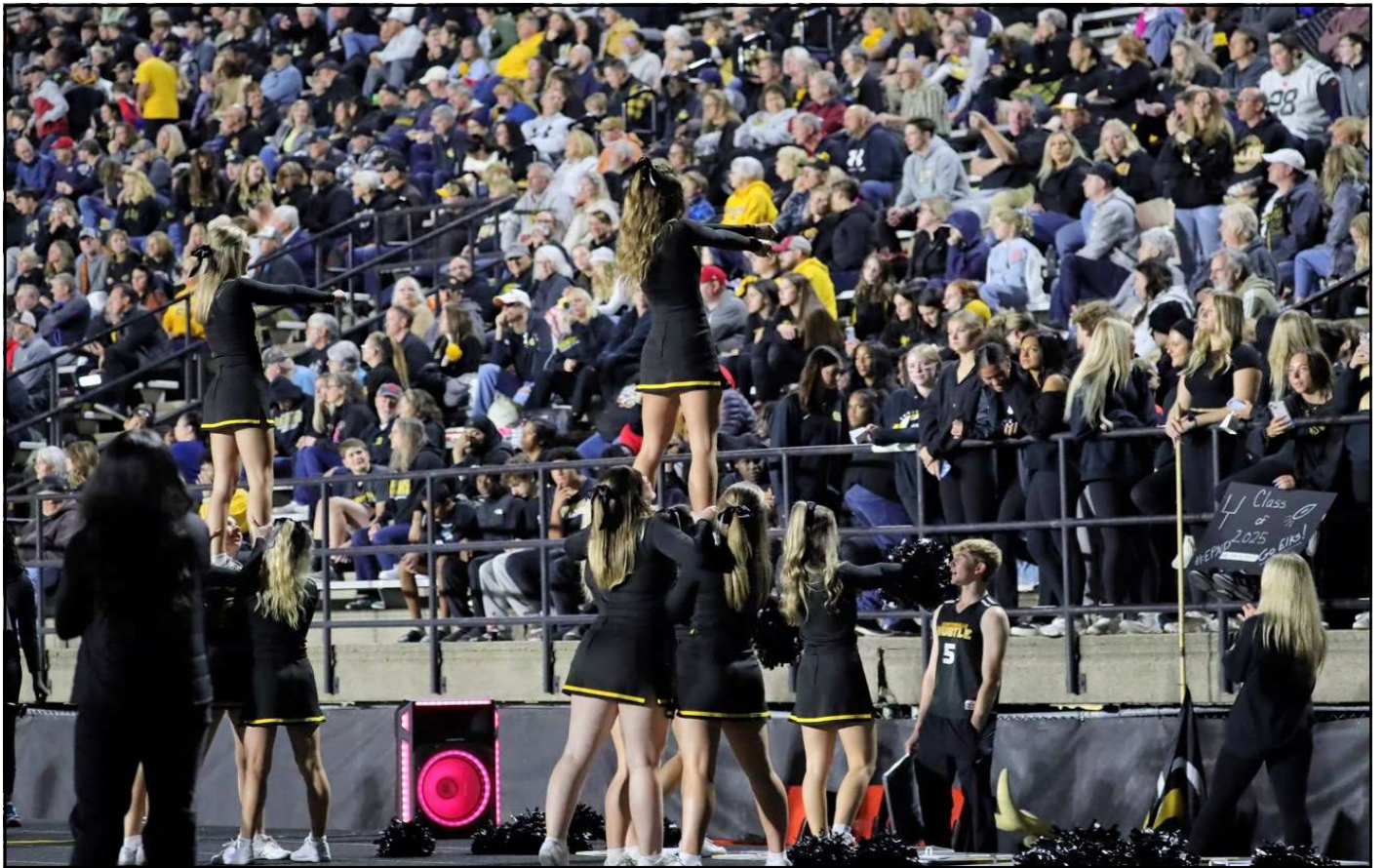


Top L-R: Victoria Fiessinger, Macy Dunnigan, Ruby Wert
Middle: Aubrey Myers, Jordan Alexander, Allison Wade, Eva Kasprovich
Front: Cha'Miah Phoenix, Regan Bartfield, Hannah Eggert

The 2024 Varsity Cheerleaders



Senior Night 2024. Congratulations Reagan and Cha'Miah



CHEERLEADERS OF THE WEEK
CENTERVILLE ELKS
OPERATION FOOTBALL





Standings

TEAMS	CONFERENCE				OVERALL				
	W-L	PCT	PF	PA	W-L	PCT	PF	PA	STRK
Centerville	6 - 1	.857	226	95	9 - 3	.750	346	201	W7
Fairmont	6 - 1	.857	208	93	9 - 3	.750	323	163	L1
Springfield	5 - 2	.714	200	86	6 - 5	.545	257	164	L1
Springboro	4 - 3	.571	127	90	7 - 5	.583	268	154	L1
Wayne	4 - 3	.571	195	142	7 - 5	.583	333	275	W2
Beavercreek	1 - 6	.143	68	240	3 - 8	.273	164	308	L6
Miamisburg	1 - 6	.143	72	206	2 - 8	.200	142	255	L1
Northmont	1 - 6	.143	94	238	2 - 9	.182	156	370	L7

Offensive Leaders

PASSING YARDS	YDS
1 . Max Miller, Springboro	1850
2 . Tyrell Lewis, Wayne	1550
3 . Shane Cole, Centerville	1093
4 . Brent Upshaw, Springfield	1090
5 . Landen Roberts, Miamisburg	1004
Complete Leaders	
RUSHING YARDS	YDS
1 . Mattias Brunicardi, Springboro	1216
2 . Logan Doty, Fairmont	1194
3 . Isaiah Thompson, Wayne	1037
4 . Parker Johnson, Centerville	1033
5 . Shane Cole, Centerville	781
Complete Leaders	
RECEIVING YARDS	YDS
1 . Jaxon Long, Springboro	836
2 . Jamier Averette-Brown, Wayne	791
3 . Brayden Wilhite, Springboro	709
4 . Ka'maurri Smith, Wayne	447
5 . Teaunn Hunter, Wayne	426

Defensive Leaders

TACKLES	TACK
1 . Aidan Weimer, Springboro	128
2 . Kyron Dolby, Springfield	113
3 . Isaiah Doerman, Springboro	100
3 . Jacob Taylor, Centerville	100
5 . Skyler Slifer, Fairmont	93
Complete Leaders	
SACKS	SACK
1 . Javion Lewis, Wayne	9
1 . Logan Wilkins, Fairmont	9
3 . Mason Keely, Centerville	7
3 . Brady Seeley, Centerville	7
5 . Jacob Taylor, Centerville	5
Complete Leaders	
INTERCEPTIONS	INT
1 . Jamison Webster, Beavercreek	4
1 . Jussiah Williams-West, Wayne	4
3 . Toby Deglow, Fairmont	3
4 . Ziere Alston, Centerville	2
4 . Josh Brodnick, Miamisburg	2

Division 1 Region 2 Playoff Bracket

Nov 1 FIRST ROUND

1 Fairmont ▶42
16 Central Crossing 7

8 Wayne ▶26
9 Middletown 20

4 Springfield 30
13 Hilliard Bradley ▶34

5 Hilliard Davidson ▶52
12 Marysville 7

2 Centerville ▶42
15 Beavercreek 0

7 Springboro ▶51
10 Dublin Jerome 13

3 Westland 42
14 Dublin Coffman ▶49

6 Lebanon ▶42
11 Northmont 21

Nov 8 REGIONAL QUARTERFINALS

1 Fairmont 10
8 Wayne ▶20

13 Hilliard Bradley 12
5 Hilliard Davidson ▶34

2 Centerville ▶14
7 Springboro 7

14 Dublin Coffman ▶56
6 Lebanon 20

Nov 15 REGIONAL SEMIFINALS

G13 11/15 @ 7p
8 Wayne
5 Hilliard Davidson

G14 11/15 @ 7p
2 Centerville
14 Dublin Coffman

Nov 22 REGIONAL FINAL



CHAMPIONSHIP

G15 11/22 @ 7p
Winner G13
Winner G14



Drew Pasteur's Ohio Fantastic 50

Ohio High School Football Rankings

1. #1 [Archbishop Moeller \(11-1\)](#)
2. #3 [Lakota West \(11-1\)](#)
3. #7 [St Xavier \(9-3\)](#)
4. #9 [St Edward \(7-5\)](#)
5. #14 [Olentangy Liberty \(10-2\)](#)
6. #15 [Mentor \(12-0\)](#)
7. #17 [Princeton \(10-2\)](#)
8. #19 [Elder \(6-6\)](#)
9. #20 [Pickerington North \(10-2\)](#)
10. #23 [Hamilton \(9-3\)](#)
11. #24 [Gahanna Lincoln \(9-3\)](#)
12. #25 [Upper Arlington \(10-2\)](#)
13. #26 [Centerville \(9-3\)](#)
14. #29 [Hilliard Davidson \(8-4\)](#)
15. #31 [Winton Woods \(10-2\)](#)
16. #32 [Lakota East \(8-4\)](#)
17. #33 [Olentangy Orange \(9-3\)](#)
18. #36 [Canton McKinley \(8-4\)](#)
19. #46 [Whitmer \(9-3\)](#)
20. #47 [Pickerington Central \(9-3\)](#)
21. #49 [Kettering Fairmont \(9-3\)](#)
22. #53 [Olentangy Berlin \(10-2\)](#)
23. #56 [St Ignatius \(1-10\)](#)
24. #58 [Perrysburg \(10-2\)](#)
25. #59 [Wayne \(7-5\)](#)
26. #63 [Jackson \(Massillon\) \(8-4\)](#)
27. #67 [Strongsville \(7-5\)](#)
28. #69 [Springboro \(7-5\)](#)
29. #73 [Springfield \(6-5\)](#)
30. #75 [Dublin Coffman \(4-8\)](#)
31. #77 [Mason \(5-6\)](#)
32. #79 [Olentangy \(8-3\)](#)
33. #84 [Groveport Madison \(7-5\)](#)
34. #97 [Cleveland Heights \(6-5\)](#)
35. #98 [Grove City \(7-4\)](#)
36. #99 [Middletown \(5-6\)](#)
37. #100 [Westland \(8-3\)](#)
38. #108 [West Clermont \(7-4\)](#)
39. #112 [Berea-Midpark \(4-8\)](#)
40. #127 [Westerville North \(6-5\)](#)
41. #135 [Oak Hills \(4-7\)](#)
42. #149 [Lebanon \(7-5\)](#)
43. #152 [Brunswick \(3-8\)](#)
44. #155 [Hilliard Bradley \(3-9\)](#)
45. #164 [Fairfield \(2-9\)](#)
46. #169 [Newark \(7-4\)](#)
47. #174 [Milford \(4-7\)](#)
48. #176 [Lorain \(9-2\)](#)
49. #179 [Findlay \(4-7\)](#)
50. #180 [Dublin Jerome \(4-7\)](#)

Division 1 predictive rankings

Updated Sat 09-Nov-2024 09:51 PM

Week 12 complete

These are predictive rankings, comparing all 706 OHSAA teams for future games

#	School	Ovr.	Rating ▾	Str.
1	Archbishop Moeller (Cincinnati)	11-1	61.70	34.3
2	Lakota West (West Chester)	11-1	53.30	23.4
3	Mentor	12-0	52.20	20.8
4	Olentangy Liberty (Powell)	10-2	51.10	29.4
5	St. Edward (Lakewood)	7-5	50.40	41.3
6	Princeton (Cincinnati)	10-2	50.40	26.8
7	St. Xavier (Cincinnati)	9-3	50.30	34.0
8	Upper Arlington (Columbus)	10-2	46.90	29.2
9	Pickerington North (Pickerington)	10-2	43.00	23.5
10	Olentangy Berlin (Delaware)	10-2	42.30	25.5
11	Elder (Cincinnati)	6-6	42.20	40.4
12	Olentangy Orange (Lewis Center)	9-3	41.00	32.2
13	Hilliard Davidson (Hilliard)	8-4	39.50	24.4
14	Lincoln (Gahanna)	9-3	39.00	26.4
15	Winton Woods (Cincinnati)	10-2	38.50	21.0
16	McKinley (Canton)	8-4	38.20	26.3
17	Lakota East (Liberty Township)	8-4	38.20	31.8
18	Hamilton	9-3	37.40	27.9
19	Whitmer (Toledo)	9-3	37.20	14.7
20	Centerville	9-3	36.90	21.5
21	Pickerington Central (Pickerington)	9-3	36.90	22.5
22	Perrysburg	10-2	35.20	12.8
23	Groveport-Madison (Groveport)	7-5	33.30	25.0
24	Wayne (Huber Heights)	7-5	31.70	25.3
25	Jackson (Massillon)	8-4	31.60	25.8

The 2024 Centerville Elks



1	Jacob Taylor	Senior	31	Colton Stowers	Sophomore	62	Isaac Nott	Junior
2	Quinten Robinson	Senior	32	James Dmtrik	Sophomore	63	Theodore Corbitt	Junior
3	Gavin Monturo	Senior	33	Ty Skidmore	Junior	64	Cayden Glasgow	Junior
4	Jackson Puckett	Senior	34	Lucas Mullinger	Junior	65	Christian Stockholm	Junior
5	Shane Cole	Junior	35	Chase Carlson	Sophomore	66	Lane Heckman	Senior
6	Brady Seeley	Junior	36	Jacob Edwards	Junior	67	Ethan Cahill	Senior
7	Ryan McCall	Senior	37	Ryan Gorman	Sophomore	68	Connor Berner	Sophomore
8	Andrew Erwin	Senior	38	Tremayne Branigan	Sophomore	70	Dylan Slocumb	Senior
9	Ryan Swanson	Junior	39	Nathan Gearhardt	Sophomore	71	Zane Hough	Senior
10	Quincy Capogna	Junior	40	Joseph Gabringer	Sophomore	72	Luke Thaxton	Junior
11	Bryce Bohram-Thomas	Senior	41	Roman Burroughs	Sophomore	73	Sulieyman Al-Nabaly	Sophomore
12	Ethan Ireland	Junior	42	Jeffrey Meyer	Sophomore	74	Landon McClearin	Sophomore
13	Dwayne Coker	Junior	43	JP Hildebrand	Sophomore	77	Kuol Kuol	Senior
14	Colten Burleson	Junior	44	K.J. Ely	Sophomore	78	Jason Middleton	Sophomore
15	Gavin Nolan	Sophomore	45	Pete Wilhelm	Sophomore	80	Reece Cowgill	Sophomore
16	Leland Gantz	Senior	46	Zachary Edwards	Sophomore	81	Josh Becker	Sophomore
17	Travis Wilbanks	Junior	47	Aidan Ponichtera	Sophomore	82	Joey Kristbaum	Sophomore
18	J. P. Mercer	Senior	48	DeVaun Dukes	Junior	83	Maddyx Blaylock	Sophomore
19	Jacob Buhler	Junior	49	Phineas Argentine	Sophomore	84	Mason Keely	Senior
20	Soren Vitas	Sophomore	50	Jay Holbert	Sophomore	85	Connor Harness	Sophomore
21	Mahmoud Wahdan	Junior	51	Eli Geidel	Sophomore	86	Russell Worley	Sophomore
22	Mason Boykin	Sophomore	52	Camden Sandlin	Junior	87	Gurshawn Sran	Sophomore
23	A.J. Taylor	Sophomore	53	Lucas Dice	Junior	88	Grant Whitehead	Sophomore
24	Ziere Alston	Sophomore	54	Adrian Wright	Junior	89	Liam Henry	Sophomore
25	Alec Deleon	Junior	55	Owen Hansbury	Junior	90	Princeton Starks	Junior
26	Alex Brinck	Sophomore	56	Emari Johnson	Sophomore	94	Oliver Watson	Sophomore
27	Alex George	Sophomore	57	Carson Kuhn	Sophomore	95	Ryan Thacker	Senior
28	Parker Johnson	Junior	58	Jackson Taylor	Junior	97	Brody McMullen	Junior
29	Jack Davis	Junior	59	Jordan Oppy	Sophomore	98	Benjamin Graf	Sophomore
30	Dawson Kerr	Sophomore	59	Braden Stoehr	Junior	99	Matthew Jones	Senior
			60	Wyatt Richards	Sophomore			



2024 CTC EXECUTIVE BOARD

President : Greg Kerr
 Game Day Operations : Jay Richards
 Treasurer: Tom Thaxton
 Communications & Site: John Wheatley
 Business Development: Tony Miltenberger
 Booster Representative: Bill Brinck
 Cuisine: Jennifer Kuhn & Kathleen Mullinger
 Special Events: Courtney Keely
 Apparel: Bill Brinck



PHOTOGRAPHS PROVIDED BY:
Barry Burtenshaw
Burtenshaw.smugmug.com

extra graphics provided by:
Conner Hamms
Tyler Hillberg

CHS STATISTICS PROVIDED BY:
Mike Stoner
Scott Lieberman

MISSION STATEMENT

This season, the Centerville Football Mother's Club and the Centerville Football Quarterback Club merged to create the Centerville Touchdown Club. Membership is open to every parent, family member, and/or friend of all players, trainers, managers, and cheerleaders within the Centerville football program; past, present, or future. We also welcome all alumni of the program as well as any community members who desire to contribute to the well-being of the program. It is our mission to feed, nourish, and provide financial and volunteer support for the Centerville Football Program for all players, trainers, managers, and cheerleaders in grades 7-12 throughout the season. We do this through the careful planning and execution of special events from the pre-season parents meeting to the post-season banquet.

Projects We Support

With the proceeds from our fundraising efforts, the Centerville Touchdown Club is able to support many projects that benefit the Centerville Elks football program.

Preseason Parents Meeting	Senior Banners
Two-a-day Meals	Senior Night & Senior Dinner
Football Season Kickoff Picnic	Annual CTC Scholarship - \$2,500
Decorate the Helmet Night	Audio and Video Equipment
Midnight Hits	Infrastructure Improvements
Pre-game Meals	In Season Highlight Videos
Pre-game Tunnel	Team Apparel
Picture Day	Senior Gifts
JV Home Game Concessions	Team Awards and Plaques
Staff Appreciation Night	Trainer Equipment and Supplies
Spirit Wear Sales	In Season Film Nights
Team Poster	Team Website and Social Media
Creation of Team Sweatshirts	Postseason Banquet



CTC Newsletter editor: Jim Ehrensberger
jim@ehrensberger.net